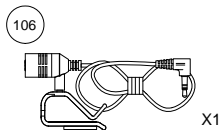
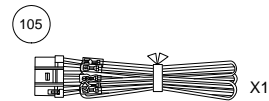
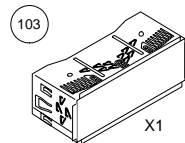
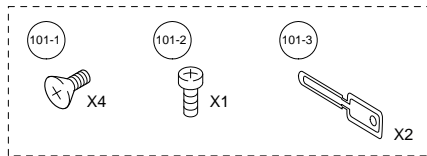
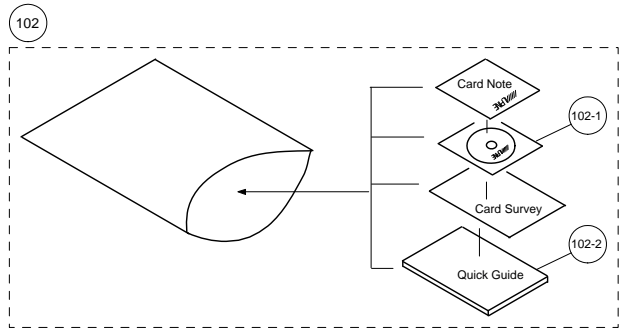
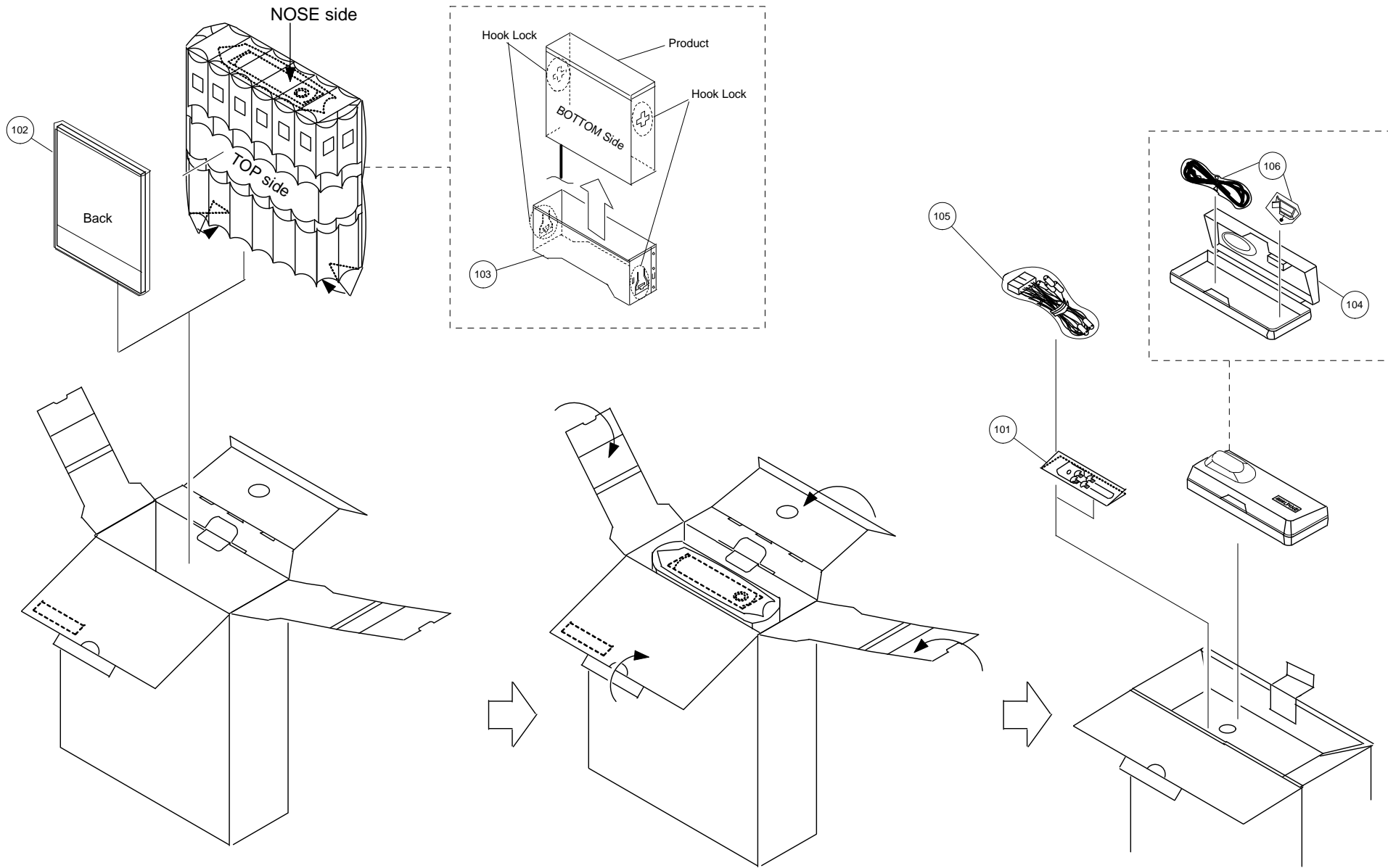
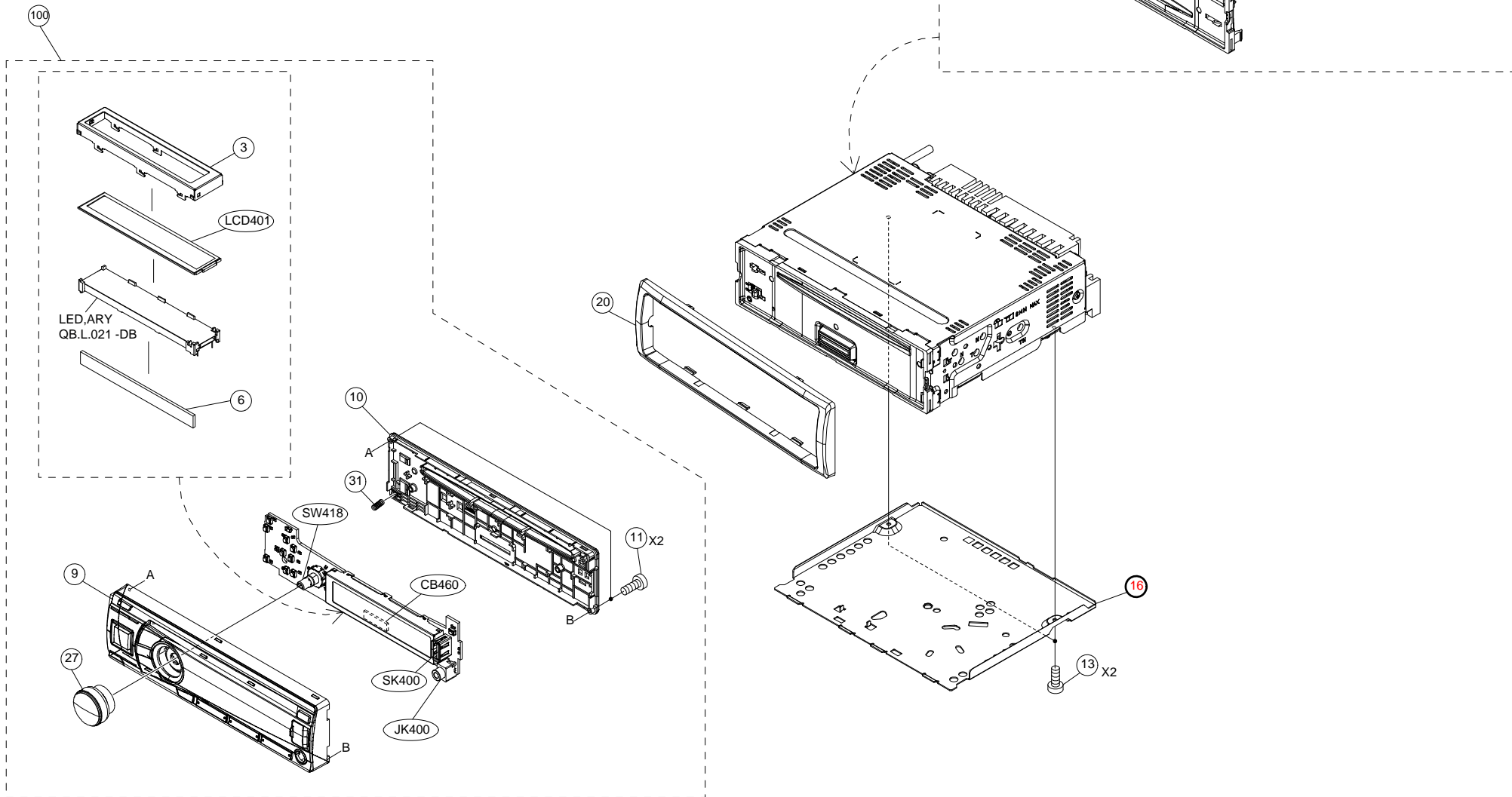


Packing Method View



MODEL	Symbol No.	Parts No.	Description
	101-1	03S60820Y16	SCR,MCH 5X8 ZN A
	101-2	03S60824Y01	SCR,WEV 1.7X4 ZN A
	101-3	07-01964Z01	BKT,RELEASE
	102-1	68-10334Z42	O/M-CDROM LINK HU BT
	102-2	68-21627Z20	C/N-QRG AOAM DDA
	103	15-01970Z01	CASE,INNER
	104	15D01798K04	CARRYING,CASE
	105	09-17244Z01	ASSY,ANIC-0050-01A
	106	50-14386Z03	ASSY,LYS-M9750-FUL


Exploded View (Cabinet) (1/2)



MODEL	Symbol No.	Parts No.	Description
	3	15-18736Z01	COVER,LCD
	6	75-19719Z01	RUBBER,GSS
	7	-----	BKT,CHAS REAR
	8	03S60825Y04	SCR,B-T 3X8 ZN A
	9	EN-21559Z06	NOSE,PIECE ASSY
	10	13-20985Z01	NOSE,BOTTOM
	11	03-02876Z28	SCR,WEV 1.7X7 ZB A
	12	EN-13741Z01	NOSE,BASE ASSY
	13	03S60822Y13	SCR,S-T 2.6X6 ZN A
	15	-----	CHAS,BASE ASSY
	16	-----	COVER,BOTTOM
	17	-----	HEAT,SINK
	20	33C04102K07	FACE,PLATE
	22	84-09445Z02	FPC,11PIN MECH GOLD
	23	DP-12685Z01	DP33U8BV
	27	36-18731Z01	KNOB,ROTALY ASSY
	28	14-14558Z01	INS,COVER MECH
	29	75-06068Z64	CUS,RUB 14X4XT1.2
	31	41-05515Z01	SPRING,OPEN
	32	03S60822Y22	SCR,S-T 2.6X14 ZN A
	33	75-14555Z10	FEATHER 2.5 07X07
	100	SU-23176Z01	SERVICE_NOSE_136BT
	ANT6000	09-06103Z04	ASSY,ANID-0035-04A
	CB460	09-18716Z01	BTB,DF20-P -EJ
	CH5600	09-18738Z01	BTB,DF20-S -DB
	JK2200	09-11352Z01	RCA,YKC21-4816N -DB
	JK400	09-18872Z01	JAC,1850383000322-DB
	JK8000	09-14149Z01	JAC,CK3-3.5-14D -DB
	LCD401	65-18924Z01	LCD,TE2837M0TTN-F
	SK400	09-19382Z01	SKT,CM-V105 -DB
	SW418	40-10735Z02	ENC,EC12D1524405 -DB
	SW5001	40T16096W03	SW ,TACT SKHHLW
	TU6001	TU-00887Z03	TUNER,MX-A210
	VT8001	24-02502Z02	ASSY,W277A001 -DB

MODEL	Symbol No.	Parts No.	Description
	1	-----	CHAS,BASE DP-U
	2	15-08614Z01	GUIDE, TOP 2 DP-U
	3	-----	CHAS, TOP 8LS
	4	15-10062Z05	GUIDE, TOP 8LS
	8	84-14334Z01	FPC, PHOTO VE
	9	-----	ARM, CLAPM 8LS
	13	45-10065Z04	LEVER, ACTUATOR 8LS
	15	43-17679Z02	TABLE, CLAMPER 2
	16	41-14419Z01	SPG, CLAMPER VE-2
	19	03S60822Y43	SCR, S-T 2X3 ZN A
	20	47-04894Z03	SHAFT, ROLLER DP-U
	21	49-07008Z02	ROLLER, DP-U
	22	44-08626Z01	GEAR, ROLLER
	23	43-08617Z01	BUSH, ROLLER DP-U
	25	04S40075G88	WAS, LOC 1.7X4.5X0.25
	26	45-10061Z04	ARM, DISC GUIDE 8LS
	27	45-08642Z01	ARM, FENCE L
	28	45-08643Z01	ARM, FENCE R
	29	41-05867Z14	SPRING, ACTUATOR-2
	32	41-05867Z11	SPRING, ROLLER AOTA 2
	33	03-10564Z02	SCR, SPG. ROLLER AOTA2
	36	45-12698Z01	LEVER, LINK DRIVE 2
	37	07-04867Z02	BKT, DAMPER
	38	75-13914Z01	DAMPER, DP-U VE Z01
	39	75-13914Z02	DAMPER, DP-U VE Z02
	40	03S70693Y06	SCR, P-T 2X6 ZB A
	41	44-08628Z01	RACK, SLED
	42	47-04895Z01	SHAFT, PICK DP-U
	43	41-05866Z02	SPRING, SLED
	45	03S60820Y72	SCR, MCH 1.7X3 ZN A
	47	44-08618Z04	GEAR, A
	48	44-08619Z01	GEAR, B
	49	45-08631Z01	LEVER, TIMING GEAR
	50	44-08620Z01	GEAR, C
	51	44-08621Z01	GEAR, D
	52	44-08622Z04	GEAR, E
	53	44-08623Z04	GEAR, F
	54	44-08624Z03	GEAR, G
	55	44-09654Z01	GEAR, H-2
	56	45-08632Z01	LEVER, LOCK DP-U
	57	45-08630Z01	LEVER, TIMING PICK
	60	07-05523Z02	ASSY, RIV COVER MTR
	61	27-19539Z01	CHAS, PICK 8LS 5
	62	45-15742Z01	SLIDER, LOAD 2
	63	45-15743Z01	SLIDER, TIMING LOAD 2


MODEL	Symbol No.	Parts No.	Description
	64	41-05874Z02	SPRING,TIMING
	65	41-05867Z02	SPRING,DRIVE F
	66	41-05867Z13	SPRING,DRIVE RR-2
	67	41-05867Z04	SPRING,DRIVE RL
	68	45-08639Z06	ARM,LOCK R DP-U
	69	45-15741Z01	ARM,LOCK L 2
	70	45-10066Z04	SLIDER,LOCK L 8LS
	71	45-10067Z04	SLIDER,LOCK R 8LS
	72	41-05871Z02	SPRING,ARM CLAMP
	76	14-06145Z92	INS,CVR 12X3XT1
	HD1	EP-12502Z06	EP21A96NP
	M1	66-19371Z75	ASSY,SPDL MTR 8BV
	M2	66-13908Z44	ASSY,LD-SLED MTR AOTA 8BV
	SW1	40T15494Y16	SW,DETCT SPVG1103-E6

P.W.Board	MIS	MODEL	Ref.	Parts No.	Parts Name
MAIN-P.W.Board			ANT6000	09-06103Z04	ASSY,ANID-0035-04A
MAIN-P.W.Board			C100	08S35349Y17	CAP,CER 225K-B0J -CP
MAIN-P.W.Board			C102	08S45232Y05	CAP,CER 102K-B1H -CP
MAIN-P.W.Board			C103	08S35349Y15	CAP,CER 474K-B1A -CP
MAIN-P.W.Board			C104	08S45232Y05	CAP,CER 102K-B1H -CP
MAIN-P.W.Board			C105	08S35349Y15	CAP,CER 474K-B1A -CP
MAIN-P.W.Board			C106	08S45232Y12	CAP,CER 153K-B1C -CP
MAIN-P.W.Board			C107	08S45232Y17	CAP,CER 104K-B0J -CP
MAIN-P.W.Board			C109	08S45232Y17	CAP,CER 104K-B0J -CP
MAIN-P.W.Board			C110	08S45232Y17	CAP,CER 104K-B0J -CP
MAIN-P.W.Board			C111	08S45232Y17	CAP,CER 104K-B0J -CP
MAIN-P.W.Board			C113	08S45232Y14	CAP,CER 333K-B1C -CP
MAIN-P.W.Board			C114	08S45232Y14	CAP,CER 333K-B1C -CP
MAIN-P.W.Board			C115	08S45232Y08	CAP,CER 332K-B1H -CP
MAIN-P.W.Board			C116	08S45232Y10	CAP,CER 682K-B1E -CP
MAIN-P.W.Board			C117	08S45232Y14	CAP,CER 333K-B1C -CP
MAIN-P.W.Board			C118	08S45232Y11	CAP,CER 103K-B1C -CP
MAIN-P.W.Board			C119	08S45232Y17	CAP,CER 104K-B0J -CP
MAIN-P.W.Board			C120	08S45231Y21	CAP,CER 47RJ-CH1H-CP
MAIN-P.W.Board			C121	08S45232Y12	CAP,CER 153K-B1C -CP
MAIN-P.W.Board			C122	08S45232Y07	CAP,CER 222K-B1H -CP
MAIN-P.W.Board			C123	08S45232Y17	CAP,CER 104K-B0J -CP
MAIN-P.W.Board			C124	08S45232Y17	CAP,CER 104K-B0J -CP
MAIN-P.W.Board			C125	08S45232Y08	CAP,CER 332K-B1H -CP
MAIN-P.W.Board			C126	08S65669Y03	CAP,CER 224KX7R1H-CP
MAIN-P.W.Board			C127	08S45232Y08	CAP,CER 332K-B1H -CP
MAIN-P.W.Board			C131	08S45676W75	CAP,CER.153K-B1H -CP
MAIN-P.W.Board			C133	08S45232Y06	CAP,CER 152K-B1H -CP
MAIN-P.W.Board			C134	08S45231Y29	CAP,CER 221J-CH1H-CP
MAIN-P.W.Board			C135	08S65669Y03	CAP,CER 224KX7R1H-CP
MAIN-P.W.Board			C136	08S45231Y13	CAP,CER 10RD-CH1H-CP
MAIN-P.W.Board			C137	08S45231Y22	CAP,CER 56RJ-CH1H-CP
MAIN-P.W.Board			C138	08S65669Y03	CAP,CER 224KX7R1H-CP
MAIN-P.W.Board			C139	08S45676W66	CAP,CER.272K-B1H -CP
MAIN-P.W.Board			C140	08S45232Y17	CAP,CER 104K-B0J -CP
MAIN-P.W.Board			C141	08S45232Y17	CAP,CER 104K-B0J -CP
MAIN-P.W.Board			C142	08S45677W56	CAP,CER 681J-CH1H-CP
MAIN-P.W.Board			C143	08S45677W56	CAP,CER 681J-CH1H-CP
MAIN-P.W.Board			C146	08S45232Y14	CAP,CER 333K-B1C -CP
MAIN-P.W.Board			C147	08S45232Y08	CAP,CER 332K-B1H -CP
MAIN-P.W.Board			C148	08S45232Y08	CAP,CER 332K-B1H -CP
MAIN-P.W.Board			C149	08S45232Y08	CAP,CER 332K-B1H -CP
MAIN-P.W.Board			C151	08S45232Y05	CAP,CER 102K-B1H -CP
MAIN-P.W.Board			C152	08S35374W12	CAP,CER 106K-B0J -CP
MAIN-P.W.Board			C159	08S35349Y17	CAP,CER 225K-B0J -CP

P.W.Board	MIS	MODEL	Ref.	Parts No.	Parts Name
MAIN-P.W.Board			C160	08S35374W11	CAP,CER 475K-B0J -CP
MAIN-P.W.Board			C161	08S35374W12	CAP,CER 106K-B0J -CP
MAIN-P.W.Board			C166	08S45232Y14	CAP,CER 333K-B1C -CP
MAIN-P.W.Board			C167	08S45232Y08	CAP,CER 332K-B1H -CP
MAIN-P.W.Board			C168	08S35374W12	CAP,CER 106K-B0J -CP
MAIN-P.W.Board			C169	08S45232Y17	CAP,CER 104K-B0J -CP
MAIN-P.W.Board			C170	08S45231Y11	CAP,CER 8R0D-CH1H-CP
MAIN-P.W.Board			C171	08S45231Y11	CAP,CER 8R0D-CH1H-CP
MAIN-P.W.Board			C173	08S45232Y17	CAP,CER 104K-B0J -CP
MAIN-P.W.Board			C174	08S45232Y17	CAP,CER 104K-B0J -CP
MAIN-P.W.Board			C175	08S45232Y13	CAP,CER 223K-B1C -CP
MAIN-P.W.Board			C177	08S45232Y17	CAP,CER 104K-B0J -CP
MAIN-P.W.Board			C178	08S45232Y08	CAP,CER 332K-B1H -CP
MAIN-P.W.Board			C181	08S45232Y17	CAP,CER 104K-B0J -CP
MAIN-P.W.Board			C184	08S35374W12	CAP,CER 106K-B0J -CP
MAIN-P.W.Board			C185	08S45232Y08	CAP,CER 332K-B1H -CP
MAIN-P.W.Board			C2100	08S65669Y03	CAP,CER 224KX7R1H-CP
MAIN-P.W.Board			C2102	08S65669Y03	CAP,CER 224KX7R1H-CP
MAIN-P.W.Board			C2104	08S65676Y07	CAP,CER 225K-X7R1ECP
MAIN-P.W.Board			C2105	08S65676Y07	CAP,CER 225K-X7R1ECP
MAIN-P.W.Board			C2106	08S45677W54	CAP,CER 561J-CH1H-CP
MAIN-P.W.Board			C2108	08S45677W46	CAP,CER 271J-CH1H-CP
MAIN-P.W.Board			C2109	08S65676Y07	CAP,CER 225K-X7R1ECP
MAIN-P.W.Board			C2110	08S65676Y07	CAP,CER 225K-X7R1ECP
MAIN-P.W.Board			C2111	08S45677W46	CAP,CER 271J-CH1H-CP
MAIN-P.W.Board			C2112	08S65676Y07	CAP,CER 225K-X7R1ECP
MAIN-P.W.Board			C2113	08S45677W54	CAP,CER 561J-CH1H-CP
MAIN-P.W.Board			C2115	08S65676Y07	CAP,CER 225K-X7R1ECP
MAIN-P.W.Board			C2118	08S65676Y07	CAP,CER 225K-X7R1ECP
MAIN-P.W.Board			C2119	08S65676Y07	CAP,CER 225K-X7R1ECP
MAIN-P.W.Board			C2128	08S65669Y03	CAP,CER 224KX7R1H-CP
MAIN-P.W.Board			C2132	08S65669Y03	CAP,CER 224KX7R1H-CP
MAIN-P.W.Board			C3000	08S65669Y03	CAP,CER 224KX7R1H-CP
MAIN-P.W.Board			C3001	08S65669Y03	CAP,CER 224KX7R1H-CP
MAIN-P.W.Board			C3002	08S65669Y03	CAP,CER 224KX7R1H-CP
MAIN-P.W.Board			C3003	08S65669Y03	CAP,CER 224KX7R1H-CP
MAIN-P.W.Board			C3004	08S65669Y03	CAP,CER 224KX7R1H-CP
MAIN-P.W.Board			C3006	08S45676W83	CAP,CER 473K-B1C -CP
MAIN-P.W.Board			C3007	08S35349Y16	CAP,CER 105K-B1A -CP
MAIN-P.W.Board			C3008	08S65669Y03	CAP,CER 224KX7R1H-CP
MAIN-P.W.Board			C3600	08S35350Y04	CAP,CER 105K-B1C -CP
MAIN-P.W.Board			C4000	08S45231Y09	CAP,CER 6R0D-CH1H-CP
MAIN-P.W.Board			C4001	08S45231Y09	CAP,CER 6R0D-CH1H-CP
MAIN-P.W.Board			C4002	08S65667Y01	CAP,CER 224KX5R1C-CP
MAIN-P.W.Board			C4003	08S65667Y01	CAP,CER 224KX5R1C-CP



P.W.Board	MIS	MODEL	Ref.	Parts No.	Parts Name
MAIN-P.W.Board			C4004	08S45232Y05	CAP,CER 102K-B1H -CP
MAIN-P.W.Board			C4005	08S45232Y17	CAP,CER 104K-B0J -CP
MAIN-P.W.Board			C4006	08S45232Y05	CAP,CER 102K-B1H -CP
MAIN-P.W.Board			C4007	08S35349Y12	CAP,CER 105K-B0J -CP
MAIN-P.W.Board			C4008	08S45231Y38	CAP,CER 102J-CH1E-CP
MAIN-P.W.Board			C4009	08S45231Y38	CAP,CER 102J-CH1E-CP
MAIN-P.W.Board			C4010	08S35349Y12	CAP,CER 105K-B0J -CP
MAIN-P.W.Board			C4011	08S45231Y38	CAP,CER 102J-CH1E-CP
MAIN-P.W.Board			C4012	08S35349Y12	CAP,CER 105K-B0J -CP
MAIN-P.W.Board			C4013	08S45231Y38	CAP,CER 102J-CH1E-CP
MAIN-P.W.Board			C4014	08S35349Y12	CAP,CER 105K-B0J -CP
MAIN-P.W.Board			C4015	08S45231Y38	CAP,CER 102J-CH1E-CP
MAIN-P.W.Board			C4016	08S35349Y12	CAP,CER 105K-B0J -CP
MAIN-P.W.Board			C4017	08S45231Y38	CAP,CER 102J-CH1E-CP
MAIN-P.W.Board			C4018	08S35349Y12	CAP,CER 105K-B0J -CP
MAIN-P.W.Board			C4019	08S45231Y38	CAP,CER 102J-CH1E-CP
MAIN-P.W.Board			C4020	08S35349Y12	CAP,CER 105K-B0J -CP
MAIN-P.W.Board			C4021	08S35349Y12	CAP,CER 105K-B0J -CP
MAIN-P.W.Board			C4022	08S35349Y12	CAP,CER 105K-B0J -CP
MAIN-P.W.Board			C4023	08S45231Y38	CAP,CER 102J-CH1E-CP
MAIN-P.W.Board			C4024	08S45231Y38	CAP,CER 102J-CH1E-CP
MAIN-P.W.Board			C4025	08S35349Y12	CAP,CER 105K-B0J -CP
MAIN-P.W.Board			C4026	08S45231Y38	CAP,CER 102J-CH1E-CP
MAIN-P.W.Board			C4027	08S35349Y12	CAP,CER 105K-B0J -CP
MAIN-P.W.Board			C4028	08S45231Y38	CAP,CER 102J-CH1E-CP
MAIN-P.W.Board			C4029	08S35349Y12	CAP,CER 105K-B0J -CP
MAIN-P.W.Board			C4030	08S45231Y38	CAP,CER 102J-CH1E-CP
MAIN-P.W.Board			C4031	08S45231Y38	CAP,CER 102J-CH1E-CP
MAIN-P.W.Board			C4032	08S65670Y01	CAP,CER 106KX5R1C-CP
MAIN-P.W.Board			C4033	08S45232Y21	CAP,CER 104K-B1ACP
MAIN-P.W.Board			C4034	08S45232Y21	CAP,CER 104K-B1ACP
MAIN-P.W.Board			C4035	08S65128F69	CAP,CER.103K-B1H -CP
MAIN-P.W.Board			C4036	08S65128F69	CAP,CER.103K-B1H -CP
MAIN-P.W.Board			C4037	08S35349Y12	CAP,CER 105K-B0J -CP
MAIN-P.W.Board			C4038	08S35349Y12	CAP,CER 105K-B0J -CP
MAIN-P.W.Board			C4039	08S45231Y38	CAP,CER 102J-CH1E-CP
MAIN-P.W.Board			C4040	08S65670Y01	CAP,CER 106KX5R1C-CP
MAIN-P.W.Board			C4041	08S45232Y21	CAP,CER 104K-B1ACP
MAIN-P.W.Board			C4042	08S45232Y21	CAP,CER 104K-B1ACP
MAIN-P.W.Board			C4043	08S65128F69	CAP,CER.103K-B1H -CP
MAIN-P.W.Board			C4044	08S65128F69	CAP,CER.103K-B1H -CP
MAIN-P.W.Board			C4045	08S65670Y01	CAP,CER 106KX5R1C-CP
MAIN-P.W.Board			C4046	08S45232Y21	CAP,CER 104K-B1ACP
MAIN-P.W.Board			C4047	08S45232Y21	CAP,CER 104K-B1ACP
MAIN-P.W.Board			C4048	08S65128F69	CAP,CER.103K-B1H -CP

P.W.Board	MIS	MODEL	Ref.	Parts No.	Parts Name
MAIN-P.W.Board			C4049	08S65128F69	CAP,CER.103K-B1H -CP
MAIN-P.W.Board			C4050	08S45232Y11	CAP,CER 103K-B1C -CP
MAIN-P.W.Board			C4051	08S45232Y11	CAP,CER 103K-B1C -CP
MAIN-P.W.Board			C4052	08S45232Y11	CAP,CER 103K-B1C -CP
MAIN-P.W.Board			C4053	08S45232Y11	CAP,CER 103K-B1C -CP
MAIN-P.W.Board			C4054	08S45232Y11	CAP,CER 103K-B1C -CP
MAIN-P.W.Board			C4055	08S45676W93	CAP,CER 224K-B1A -CP
MAIN-P.W.Board			C4058	08S65669Y03	CAP,CER 224KX7R1H-CP
MAIN-P.W.Board			C4063	08S45676W93	CAP,CER 224K-B1A -CP
MAIN-P.W.Board			C4064	08S65669Y03	CAP,CER 224KX7R1H-CP
MAIN-P.W.Board			C4065	08S65669Y03	CAP,CER 224KX7R1H-CP
MAIN-P.W.Board			C4066	08S45231Y38	CAP,CER 102J-CH1E-CP
MAIN-P.W.Board			C4100	08S65667Y01	CAP,CER 224KX5R1C-CP
MAIN-P.W.Board			C4101	08S65667Y01	CAP,CER 224KX5R1C-CP
MAIN-P.W.Board			C4102	08S65667Y01	CAP,CER 224KX5R1C-CP
MAIN-P.W.Board			C4200	08S65669Y03	CAP,CER 224KX7R1H-CP
MAIN-P.W.Board			C5001	08S45231Y17	CAP,CER 22RJ-CH1H-CP
MAIN-P.W.Board			C5002	08S45231Y18	CAP,CER 27RJ-CH1H-CP
MAIN-P.W.Board			C5003	08S45231Y18	CAP,CER 27RJ-CH1H-CP
MAIN-P.W.Board			C5004	08S45231Y18	CAP,CER 27RJ-CH1H-CP
MAIN-P.W.Board			C5005	08S45676W85	CAP,CER 104K-B1C -CP
MAIN-P.W.Board			C5006	08S45676W60	CAP,CER.102J-SL1H-CP
MAIN-P.W.Board			C5007	08S45676W85	CAP,CER 104K-B1C -CP
MAIN-P.W.Board			C5008	08S45676W85	CAP,CER 104K-B1C -CP
MAIN-P.W.Board			C5009	08S45232Y05	CAP,CER 102K-B1H -CP
MAIN-P.W.Board			C5010	08S45676W60	CAP,CER.102J-SL1H-CP
MAIN-P.W.Board			C5011	08S65669Y03	CAP,CER 224KX7R1H-CP
MAIN-P.W.Board			C5012	08S35374W01	CAP,CER 104K-B1E-CP
MAIN-P.W.Board			C5013	08S65128F90	CAP,CER 473K-B1H -CP
MAIN-P.W.Board			C5014	08S45676W73	CAP,CER.103K-B1H -CP
MAIN-P.W.Board			C5015	08S45676W80	CAP,CER 223K-B1E -CP
MAIN-P.W.Board			C5016	08S45676W80	CAP,CER 223K-B1E -CP
MAIN-P.W.Board			C5017	08S45676W60	CAP,CER.102J-SL1H-CP
MAIN-P.W.Board			C5100	08S35374W01	CAP,CER 104K-B1E-CP
MAIN-P.W.Board			C5101	08S65128F78	CAP,CER.223K-B1H -CP
MAIN-P.W.Board			C5102	08S45676W65	CAP,CER.222K-B1H -CP
MAIN-P.W.Board			C5103	08S45677W36	CAP,CER.101J-CH1H-CP
MAIN-P.W.Board			C5604	08S65669Y03	CAP,CER 224KX7R1H-CP
MAIN-P.W.Board			C5605	08S65669Y03	CAP,CER 224KX7R1H-CP
MAIN-P.W.Board			C6001	08S65669Y03	CAP,CER 224KX7R1H-CP
MAIN-P.W.Board			C6002	08S65669Y03	CAP,CER 224KX7R1H-CP
MAIN-P.W.Board			C6013	08S82122F27	CAP,CER.39RJ-CH1H-CP
MAIN-P.W.Board			C6014	08S82122F19	CAP,CER.18RJ-CH1H-CP
MAIN-P.W.Board			C6016	08S82122F32	CAP,CER.62RJ-CH1H-CP
MAIN-P.W.Board			C6017	08S45677W60	CAP,CER 102J-CH1H-CP

P.W.Board	MIS	MODEL	Ref.	Parts No.	Parts Name
MAIN-P.W.Board			C8000	08S65669Y03	CAP,CER 224KX7R1H-CP
MAIN-P.W.Board			C8001	08S45539Y04	CAP,CER 103KX7R2J-CP
MAIN-P.W.Board			C8002	08S45539Y04	CAP,CER 103KX7R2J-CP
MAIN-P.W.Board			C8007	08S65669Y03	CAP,CER 224KX7R1H-CP
MAIN-P.W.Board			C8009	08S65669Y03	CAP,CER 224KX7R1H-CP
MAIN-P.W.Board			C8010	08S45676W85	CAP,CER 104K-B1C -CP
MAIN-P.W.Board			C8011	08S45232Y05	CAP,CER 102K-B1H -CP
MAIN-P.W.Board			C8012	08S45677W36	CAP,CER.101J-CH1H-CP
MAIN-P.W.Board			C8014	08S65669Y03	CAP,CER 224KX7R1H-CP
MAIN-P.W.Board			C8016	08S65669Y03	CAP,CER 224KX7R1H-CP
MAIN-P.W.Board			C8017	08S65669Y03	CAP,CER 224KX7R1H-CP
MAIN-P.W.Board			C8018	08S65669Y03	CAP,CER 224KX7R1H-CP
MAIN-P.W.Board			C8019	08S65669Y03	CAP,CER 224KX7R1H-CP
MAIN-P.W.Board			C8020	08S45676W73	CAP,CER.103K-B1H -CP
MAIN-P.W.Board			C8021	08S45676W85	CAP,CER 104K-B1C -CP
MAIN-P.W.Board			C8022	08S65669Y03	CAP,CER 224KX7R1H-CP
MAIN-P.W.Board			C8023	08S65669Y03	CAP,CER 224KX7R1H-CP
MAIN-P.W.Board			C8024	08S65669Y03	CAP,CER 224KX7R1H-CP
MAIN-P.W.Board			C8025	08S35374W01	CAP,CER 104K-B1E-CP
MAIN-P.W.Board			C8027	08S35349Y16	CAP,CER 105K-B1A -CP
MAIN-P.W.Board			C8028	08S35349Y16	CAP,CER 105K-B1A -CP
MAIN-P.W.Board			C8036	08S65669Y03	CAP,CER 224KX7R1H-CP
MAIN-P.W.Board			C8040	08S65669Y03	CAP,CER 224KX7R1H-CP
MAIN-P.W.Board			C8041	08S65669Y03	CAP,CER 224KX7R1H-CP
MAIN-P.W.Board			C8100	08S65676Y08	CAP,CER 106K-X7R1ACP
MAIN-P.W.Board			C8104	08S65669Y03	CAP,CER 224KX7R1H-CP
MAIN-P.W.Board			C8105	08S65669Y03	CAP,CER 224KX7R1H-CP
MAIN-P.W.Board			C8300	08S65669Y03	CAP,CER 224KX7R1H-CP
MAIN-P.W.Board			C8301	08S65669Y03	CAP,CER 224KX7R1H-CP
MAIN-P.W.Board			C8302	08S65669Y03	CAP,CER 224KX7R1H-CP
MAIN-P.W.Board			C8303	08S65669Y03	CAP,CER 224KX7R1H-CP
MAIN-P.W.Board			C8600	08S65669Y03	CAP,CER 224KX7R1H-CP
MAIN-P.W.Board			C8602	08S45676W71	CAP,CER.682K-B1H -CP
MAIN-P.W.Board			C8603	08S45676W85	CAP,CER 104K-B1C -CP
MAIN-P.W.Board			C8610	08S65670Y07	CAP,CER 105KX5R1H-CP
MAIN-P.W.Board			C8700	08S45232Y11	CAP,CER 103K-B1C -CP
MAIN-P.W.Board			C8701	08S65669Y03	CAP,CER 224KX7R1H-CP
MAIN-P.W.Board			C8702	08S65676Y02	CAP,CER 475KX7R1A-CP
MAIN-P.W.Board			C8703	08S45676W80	CAP,CER 223K-B1E -CP
MAIN-P.W.Board			C8704	08S65669Y03	CAP,CER 224KX7R1H-CP
MAIN-P.W.Board			C8705	08S45232Y05	CAP,CER 102K-B1H -CP
MAIN-P.W.Board			CB102	09-10913Z02	FFC,IMSA9663S-15Y-EQ
MAIN-P.W.Board			CB103	09-05208Z08	FFC,IMSA9616S-11Y-ED
MAIN-P.W.Board			CH5600	09-18738Z01	BTB,DF20-S -DB
MAIN-P.W.Board			CH8000	09-21046Z01	BTB,24R-JMCS-G-B -E5

P.W.Board	MIS	MODEL	Ref.	Parts No.	Parts Name
MAIN-P.W.Board			D2200	48-07016Z01	DIO,KDS181-RTK -CP
MAIN-P.W.Board			D2201	48-07016Z01	DIO,KDS181-RTK -CP
MAIN-P.W.Board			D2202	48-07016Z01	DIO,KDS181-RTK -CP
MAIN-P.W.Board			D3001	48-07015Z01	DIO,KDS160-RTK -CP
MAIN-P.W.Board			D5100	48-07016Z02	DIO,KDS184-RTK -CP
MAIN-P.W.Board			D5601	48-12230Z01	DIO,KDS226-RTK -CP
MAIN-P.W.Board			D6000	48-12230Z01	DIO,KDS226-RTK -CP
MAIN-P.W.Board			D8000	48T75527Y01	DIO,1SR154-400 -E1
MAIN-P.W.Board			D8001	48T75527Y01	DIO,1SR154-400 -E1
MAIN-P.W.Board			D8002	48T75527Y01	DIO,1SR154-400 -E1
MAIN-P.W.Board			D8003	48T75527Y01	DIO,1SR154-400 -E1
MAIN-P.W.Board			D8004	48-07015Z01	DIO,KDS160-RTK -CP
MAIN-P.W.Board			D8005	48T75527Y01	DIO,1SR154-400 -E1
MAIN-P.W.Board			D8006	48-07015Z01	DIO,KDS160-RTK -CP
MAIN-P.W.Board			D8007	48-07015Z01	DIO,KDS160-RTK -CP
MAIN-P.W.Board			D8300	48T75527Y01	DIO,1SR154-400 -E1
MAIN-P.W.Board			D8600	48T75527Y01	DIO,1SR154-400 -E1
MAIN-P.W.Board			D8603	48-07015Z01	DIO,KDS160-RTK -CP
MAIN-P.W.Board			E101	23S65134W12	CAP,ELY 47R-0J(5)-E3
MAIN-P.W.Board			E102	23T65679Y11	CAP,CD 47R-0J -E2
MAIN-P.W.Board			E103	23T65114Y20	CAP,FK 101-1C-D -E6
MAIN-P.W.Board			E104	23T75234Y06	CAP,MAR 22R-1C-E55E3
MAIN-P.W.Board			E106	23T75234Y06	CAP,MAR 22R-1C-E55E3
MAIN-P.W.Board			E2100	23T75234Y20	CAP,MAR 22R-1E-F55E6
MAIN-P.W.Board			E2101	23T75234Y22	CAP,MAR 47R-1E-H63E6
MAIN-P.W.Board			E2103	23S65134W41	CAP,ELY 4R7-1E(3)-E2
MAIN-P.W.Board			E2104	23S65134W41	CAP,ELY 4R7-1E(3)-E2
MAIN-P.W.Board			E2105	23T75234Y20	CAP,MAR 22R-1E-F55E6
MAIN-P.W.Board			E2106	23S75244Y28	CAP,ELY 101-1E -E6
MAIN-P.W.Board			E2200	23S65134W52	CAP,ELY 3R3-1V(3)-E2
MAIN-P.W.Board			E2201	23S65134W52	CAP,ELY 3R3-1V(3)-E2
MAIN-P.W.Board			E2202	23S65134W52	CAP,ELY 3R3-1V(3)-E2
MAIN-P.W.Board			E2203	23S65134W52	CAP,ELY 3R3-1V(3)-E2
MAIN-P.W.Board			E2204	23S65134W52	CAP,ELY 3R3-1V(3)-E2
MAIN-P.W.Board			E2205	23S65134W52	CAP,ELY 3R3-1V(3)-E2
MAIN-P.W.Board			E3001	23S65134W31	CAP,ELY 10R-1C(4)-E2
MAIN-P.W.Board			E3002	23S65134W31	CAP,ELY 10R-1C(4)-E2
MAIN-P.W.Board			E3003	23S65134W31	CAP,ELY 10R-1C(4)-E2
MAIN-P.W.Board			E3004	23S65134W31	CAP,ELY 10R-1C(4)-E2
MAIN-P.W.Board			E3005	23S65134W34	CAP,ELY 47R-1C(6)-E6
MAIN-P.W.Board			E3006	23S65134W65	CAP,ELY 1R0-1H(3)-E2
MAIN-P.W.Board			E3007	23T75234Y06	CAP,MAR 22R-1C-E55E3
MAIN-P.W.Board			E3008	23T65114Y32	CAP,FK 4R7-1V-B -E2
MAIN-P.W.Board			E4200	23S65134W31	CAP,ELY 10R-1C(4)-E2
MAIN-P.W.Board			E5000	23S75244Y19	CAP,ELY 101-1C -E6

P.W.Board	MIS	MODEL	Ref.	Parts No.	Parts Name
MAIN-P.W.Board			E501	23S75244Y19	CAP,ELY 101-1C -E6
MAIN-P.W.Board			E5600	23S75244Y17	CAP,ELY 22R-1C -E2
MAIN-P.W.Board			E5601	23S75244Y18	CAP,ELY 47R-1C -E3
MAIN-P.W.Board			E6001	23T65114Y20	CAP,FK 101-1C-D -E6
MAIN-P.W.Board			E6002	23S75244Y17	CAP,ELY 22R-1C -E2
MAIN-P.W.Board			E6003	23S65134W53	CAP,ELY 4R7-1V(4)-E2
MAIN-P.W.Board			E8000	23S75244Y20	CAP,ELY 221-1C -E6
MAIN-P.W.Board			E8001	23-16617Z04	CAP,KT 472-1C +
MAIN-P.W.Board			E8002	23S75244Y26	CAP,ELY 33R-1E -E3
MAIN-P.W.Board			E8003	23S75244Y20	CAP,ELY 221-1C -E6
MAIN-P.W.Board			E8004	23S75244Y27	CAP,ELY 47R-1E -E6
MAIN-P.W.Board			E8005	23S65134W73	CAP,ELY 4R7-1H(5)-E3
MAIN-P.W.Board			E8006	23S75244Y26	CAP,ELY 33R-1E -E3
MAIN-P.W.Board			E8007	23T65114Y20	CAP,FK 101-1C-D -E6
MAIN-P.W.Board			E8008	23S65134W24	CAP,ELY 221-1A(8)-E6
MAIN-P.W.Board			E8010	23S65134W31	CAP,ELY 10R-1C(4)-E2
MAIN-P.W.Board			E8101	23T65114Y20	CAP,FK 101-1C-D -E6
MAIN-P.W.Board			E8103	23S75244Y19	CAP,ELY 101-1C -E6
MAIN-P.W.Board			E8300	23S75244Y20	CAP,ELY 221-1C -E6
MAIN-P.W.Board			E8301	23S75244Y19	CAP,ELY 101-1C -E6
MAIN-P.W.Board			E8303	23S75244Y18	CAP,ELY 47R-1C -E3
MAIN-P.W.Board			E8601	23S75244Y28	CAP,ELY 101-1E -E6
MAIN-P.W.Board			E8603	23T65114Y07	CAP,FK 331-0J-D8-E6
MAIN-P.W.Board			E8604	23S75244Y28	CAP,ELY 101-1E -E6
MAIN-P.W.Board			E8700	23T65114Y06	CAP,FK 221-0J-D -E6
MAIN-P.W.Board			E8701	23S65134W11	CAP,ELY 22R-0J(4)-E2
MAIN-P.W.Board			IC101	51-16202Z01	TC94A92FG-301 -QT
MAIN-P.W.Board			IC104	51-01027Z01	BA5830FP-E2 -SEA
MAIN-P.W.Board			IC105	51-06963Z01	NJU7741F15-TE1 -CP
MAIN-P.W.Board			IC106	51-06963Z01	NJU7741F15-TE1 -CP
MAIN-P.W.Board			IC2100	51-05314Z01	BA4560RFVM-TR -SE1
MAIN-P.W.Board			IC2101	51-19762Z01	BD37543FS-E2 -SE9
MAIN-P.W.Board			IC2103	51T25259Y03	BA00ASFP-E2 -NE5
MAIN-P.W.Board			IC3001	51-18346Z01	TB2986HQ -ZS
MAIN-P.W.Board			IC4000	51-16333Z01	M320C1DFG-9999 -QT
MAIN-P.W.Board			IC4001	51-09596Z01	KIC7WZ08FK-RTK -CP
MAIN-P.W.Board			IC4002	51T15191Y02	TC74VHC08FT,K-EL-SE5
MAIN-P.W.Board			IC4100	83-22939Z14	LINK_SOFT_GHOST
MAIN-P.W.Board			IC4200	51-15224Z01	MFI341S2313 -SE2
MAIN-P.W.Board			IC5001	83-18934Z99	Ver1.1_AEC_M
MAIN-P.W.Board			IC5002	51T75063Y07	BD5229G-TR -CP
MAIN-P.W.Board			IC501	51T15194Y02	TC74VHCT08AFT,K -SE5
MAIN-P.W.Board			IC5100	51T93532F05	TC4S01F-TE85L -CP
MAIN-P.W.Board			IC8000	51-18256Z01	LV5681P -ZS
MAIN-P.W.Board			IC8001	51T65016Y46	S-80960CNMC-T2 -CP

P.W.Board	MIS	MODEL	Ref.	Parts No.	Parts Name
MAIN-P.W.Board			IC8002	51-20732Z03	ASSY,FC6000 PF810010
MAIN-P.W.Board			IC8004	51T55336Y02	TC7SH04FU,JF-L -CP
MAIN-P.W.Board			IC8005	51T15185Y02	TC7SH08FU,JF-L -CP
MAIN-P.W.Board			IC8006	51T25183Y03	TC7SET08FU,JF-L -CP
MAIN-P.W.Board			IC8102	51-04433Z01	BD12KA5WFP-E2 -NE5
MAIN-P.W.Board			IC8300	51T25259Y03	BA00ASFP-E2 -NE5
MAIN-P.W.Board			IC8301	51-13565Z01	NJM2856DL3-18TE1-NE5
MAIN-P.W.Board			IC8602	51-02248Z01	BD9781HFP-TR -NEA
MAIN-P.W.Board			IC8700	51-11433Z01	RT9702AGB -CP
MAIN-P.W.Board			JK2200	09-11352Z01	RCA,YKC21-4816N -DB
MAIN-P.W.Board			JK8000	09-14149Z01	JAC,CK3-3.5-14D -DB
MAIN-P.W.Board			L4002	24-06212Z08	FBI,BLM15BD102SH1-CP
MAIN-P.W.Board			L4007	24-06212Z08	FBI,BLM15BD102SH1-CP
MAIN-P.W.Board			L6001	24T25164Y21	IND,FSLM2520 4R7J-CP
MAIN-P.W.Board			L6003	24T55488Y20	IND,LLQ1608 R027J-CP
MAIN-P.W.Board			L6004	24T55488Y24	IND,LLQ1608 R039J-CP
MAIN-P.W.Board			L8600	24-05496Z01	IND,SLF12575-H33RMEA
MAIN-P.W.Board			Q101	48T55462Y01	TR,2SB1132-QR-100-E2
MAIN-P.W.Board			Q103	48-19949Z01	TR,DRC5143X -CP
MAIN-P.W.Board			Q104	48-17707Z01	TR,DSA700300L -E2
MAIN-P.W.Board			Q105	48-13000Z05	TR,LTC124EUBFS8-TLCP
MAIN-P.W.Board			Q107	48-04940Z17	TR,KRA118S-RTK -CP
MAIN-P.W.Board			Q121	48-19949Z01	TR,DRC5143X -CP
MAIN-P.W.Board			Q122	48-17707Z01	TR,DSA700300L -E2
MAIN-P.W.Board			Q2201	48T75180Y04	TR,IMH23-T110 -CP
MAIN-P.W.Board			Q2202	48T75180Y04	TR,IMH23-T110 -CP
MAIN-P.W.Board			Q2203	48T75180Y04	TR,IMH23-T110 -CP
MAIN-P.W.Board			Q3001	48-13000Z01	TR,LTC114EUBFS8-TLCP
MAIN-P.W.Board			Q3002	48-13000Z01	TR,LTC114EUBFS8-TLCP
MAIN-P.W.Board			Q3003	48-13000Z05	TR,LTC124EUBFS8-TLCP
MAIN-P.W.Board			Q3004	48T25737Y01	TR,UMD2N-TR -CP
MAIN-P.W.Board			Q3005	48-13000Z01	TR,LTC114EUBFS8-TLCP
MAIN-P.W.Board			Q3600	48-13000Z01	TR,LTC114EUBFS8-TLCP
MAIN-P.W.Board			Q4001	48-20092Z02	TR,DMG563020R -CP
MAIN-P.W.Board			Q5000	48T25737Y02	TR,UMD3N-TR -CP
MAIN-P.W.Board			Q5100	48-09583Z04	TR,KTA1504S-GRRTK-CP
MAIN-P.W.Board			Q5101	48-13000Z05	TR,LTC124EUBFS8-TLCP
MAIN-P.W.Board			Q5600	48-13000Z05	TR,LTC124EUBFS8-TLCP
MAIN-P.W.Board			Q5601	48-09583Z04	TR,KTA1504S-GRRTK-CP
MAIN-P.W.Board			Q6002	48-08602Z01	TR,2SA2071-Q-T100-E2
MAIN-P.W.Board			Q6003	48-19949Z01	TR,DRC5143X -CP
MAIN-P.W.Board			Q8000	48-20989Z01	TR,DSC700300L -E2
MAIN-P.W.Board			Q8002	48-13000Z05	TR,LTC124EUBFS8-TLCP
MAIN-P.W.Board			Q8003	48-13000Z05	TR,LTC124EUBFS8-TLCP
MAIN-P.W.Board			Q8004	48T25737Y02	TR,UMD3N-TR -CP

P.W.Board	MIS	MODEL	Ref.	Parts No.	Parts Name
MAIN-P.W.Board			Q8005	48-20989Z01	TR,DSC700300L -E2
MAIN-P.W.Board			Q8006	48T25737Y01	TR,UMD2N-TR -CP
MAIN-P.W.Board			Q8007	48T25737Y01	TR,UMD2N-TR -CP
MAIN-P.W.Board			Q8008	48-09583Z04	TR,KTA1504S-GRRTK-CP
MAIN-P.W.Board			Q8009	48-04929Z01	TR,KRC101S-RTK -CP
MAIN-P.W.Board			Q8100	48-04929Z15	TR,KRC116S-RTK -CP
MAIN-P.W.Board			Q8101	48-03095Z01	FET,RTQ040P02-TR -CP
MAIN-P.W.Board			Q8102	48T25737Y02	TR,UMD3N-TR -CP
MAIN-P.W.Board			Q8103	48-13000Z05	TR,LTC124EUBFS8-TLCP
MAIN-P.W.Board			Q8104	48-21758Z01	TR,DSC2001S0L -CP
MAIN-P.W.Board			Q8105	48-17707Z02	TR,DSA7003S0L -E2
MAIN-P.W.Board			Q8600	48-20093Z02	TR,DMC561020R -CP
MAIN-P.W.Board			Q8601	48T25737Y02	TR,UMD3N-TR -CP
MAIN-P.W.Board			R100	06S15615Y89	RES,RK 473J 1/16 -CP
MAIN-P.W.Board			R101	06S45675W43	RES,RK JUMPER1/10-CP
MAIN-P.W.Board			R102	06S15615Y25	RES,RK 101J 1/16 -CP
MAIN-P.W.Board			R103	06S15615Y25	RES,RK 101J 1/16 -CP
MAIN-P.W.Board			R104	06S45675W30	RES,RK 105J 1/10 -CP
MAIN-P.W.Board			R105	06S45674W73	RES,RK 472J 1/10 -CP
MAIN-P.W.Board			R106	06S15615Y25	RES,RK 101J 1/16 -CP
MAIN-P.W.Board			R107	06S45675W43	RES,RK JUMPER1/10-CP
MAIN-P.W.Board			R108	06S15615Y25	RES,RK 101J 1/16 -CP
MAIN-P.W.Board			R109	06S70072F90	RES,CP .1R0-J-1/4-CP
MAIN-P.W.Board			R110	06S45675W43	RES,RK JUMPER1/10-CP
MAIN-P.W.Board			R111	06S45674W99	RES,RK 563J 1/10 -CP
MAIN-P.W.Board			R112	06S15615Y25	RES,RK 101J 1/16 -CP
MAIN-P.W.Board			R113	06S15615Y25	RES,RK 101J 1/16 -CP
MAIN-P.W.Board			R114	06S55365Y41	RES,RK 101J 1/10 -CP
MAIN-P.W.Board			R115	06S55365Y41	RES,RK 101J 1/10 -CP
MAIN-P.W.Board			R116	06S55366Y39	RES,RK JUMPER1/10-CP
MAIN-P.W.Board			R117	06S55366Y39	RES,RK JUMPER1/10-CP
MAIN-P.W.Board			R121	06S45674W59	RES,RK 122J 1/10 -CP
MAIN-P.W.Board			R122	06S45674W73	RES,RK 472J 1/10 -CP
MAIN-P.W.Board			R123	06S45675W13	RES,RK 204J 1/10 -CP
MAIN-P.W.Board			R126	06S45675W43	RES,RK JUMPER1/10-CP
MAIN-P.W.Board			R127	06S15615Y25	RES,RK 101J 1/16 -CP
MAIN-P.W.Board			R128	06S15615Y25	RES,RK 101J 1/16 -CP
MAIN-P.W.Board			R129	06S15615Y25	RES,RK 101J 1/16 -CP
MAIN-P.W.Board			R130	06S45675W43	RES,RK JUMPER1/10-CP
MAIN-P.W.Board			R132	06S45675W43	RES,RK JUMPER1/10-CP
MAIN-P.W.Board			R133	06S45674W81	RES,RK 103J 1/10 -CP
MAIN-P.W.Board			R134	06S45674W41	RES,RK 221J 1/10 -CP
MAIN-P.W.Board			R135	06S45674W97	RES,RK 473J 1/10 -CP
MAIN-P.W.Board			R136	06S45675W02	RES,RK 683J 1/10 -CP
MAIN-P.W.Board			R137	06S45675W04	RES,RK 823J 1/10 -CP

P.W.Board	MIS	MODEL	Ref.	Parts No.	Parts Name
MAIN-P.W.Board			R144	06S15615Y89	RES,RK 473J 1/16 -CP
MAIN-P.W.Board			R145	06S15615Y89	RES,RK 473J 1/16 -CP
MAIN-P.W.Board			R146	06S45674W39	RES,RK 181J 1/10 -CP
MAIN-P.W.Board			R147	06S45674W73	RES,RK 472J 1/10 -CP
MAIN-P.W.Board			R150	06S45674W73	RES,RK 472J 1/10 -CP
MAIN-P.W.Board			R152	06S45674W97	RES,RK 473J 1/10 -CP
MAIN-P.W.Board			R153	06S45675W26	RES,RK 684J 1/10 -CP
MAIN-P.W.Board			R154	06S45674W85	RES,RK 153J 1/10 -CP
MAIN-P.W.Board			R155	06S45675W18	RES,RK 334J 1/10 -CP
MAIN-P.W.Board			R156	06S45674W97	RES,RK 473J 1/10 -CP
MAIN-P.W.Board			R157	06S45674W97	RES,RK 473J 1/10 -CP
MAIN-P.W.Board			R158	06S15615Y89	RES,RK 473J 1/16 -CP
MAIN-P.W.Board			R159	06S15615Y89	RES,RK 473J 1/16 -CP
MAIN-P.W.Board			R160	06S15615Y89	RES,RK 473J 1/16 -CP
MAIN-P.W.Board			R161	06S15615Y89	RES,RK 473J 1/16 -CP
MAIN-P.W.Board			R162	06S15615Y89	RES,RK 473J 1/16 -CP
MAIN-P.W.Board			R165	06S45674W97	RES,RK 473J 1/10 -CP
MAIN-P.W.Board			R166	06S45674W97	RES,RK 473J 1/10 -CP
MAIN-P.W.Board			R169	06S45675W06	RES,RK 104J 1/10 -CP
MAIN-P.W.Board			R170	06S45675W06	RES,RK 104J 1/10 -CP
MAIN-P.W.Board			R171	06S45675W08	RES,RK 124J 1/10 -CP
MAIN-P.W.Board			R172	06S45674W99	RES,RK 563J 1/10 -CP
MAIN-P.W.Board			R173	06S45674W33	RES,RK 101J 1/10 -CP
MAIN-P.W.Board			R174	06S45674W33	RES,RK 101J 1/10 -CP
MAIN-P.W.Board			R175	06S45675W07	RES,RK 114J 1/10 -CP
MAIN-P.W.Board			R176	06S45674W97	RES,RK 473J 1/10 -CP
MAIN-P.W.Board			R177	06S45674W93	RES,RK 333J 1/10 -CP
MAIN-P.W.Board			R180	06S45674W75	RES,RK 562J 1/10 -CP
MAIN-P.W.Board			R181	06S45674W75	RES,RK 562J 1/10 -CP
MAIN-P.W.Board			R182	06S45674W87	RES,RK 183J 1/10 -CP
MAIN-P.W.Board			R183	06S45674W99	RES,RK 563J 1/10 -CP
MAIN-P.W.Board			R184	06S45674W33	RES,RK 101J 1/10 -CP
MAIN-P.W.Board			R185	06S45674W33	RES,RK 101J 1/10 -CP
MAIN-P.W.Board			R186	06S45675W06	RES,RK 104J 1/10 -CP
MAIN-P.W.Board			R187	06S45675W06	RES,RK 104J 1/10 -CP
MAIN-P.W.Board			R188	06S45675W06	RES,RK 104J 1/10 -CP
MAIN-P.W.Board			R189	06S45675W02	RES,RK 683J 1/10 -CP
MAIN-P.W.Board			R190	06S45674W93	RES,RK 333J 1/10 -CP
MAIN-P.W.Board			R195	06S45674W75	RES,RK 562J 1/10 -CP
MAIN-P.W.Board			R196	06S45674W74	RES,RK 512J 1/10 -CP
MAIN-P.W.Board			R202	06S45675W43	RES,RK JUMPER1/10-CP
MAIN-P.W.Board			R208	06S45674W33	RES,RK 101J 1/10 -CP
MAIN-P.W.Board			R2100	06S45674W74	RES,RK 512J 1/10 -CP
MAIN-P.W.Board			R2101	06S15615Y37	RES,RK 331J 1/16 -CP
MAIN-P.W.Board			R2102	06S15615Y37	RES,RK 331J 1/16 -CP

P.W.Board	MIS	MODEL	Ref.	Parts No.	Parts Name
MAIN-P.W.Board			R2103	06S55365Y77	RES,RK 332J 1/10 -CP
MAIN-P.W.Board			R2104	06S15593Y71	RES,RK 822F 1/10 -CP
MAIN-P.W.Board			R2105	06S15593Y71	RES,RK 822F 1/10 -CP
MAIN-P.W.Board			R2106	06S15593Y71	RES,RK 822F 1/10 -CP
MAIN-P.W.Board			R2107	06S15593Y71	RES,RK 822F 1/10 -CP
MAIN-P.W.Board			R2119	06S15593Y57	RES,RK 222F 1/10 -CP
MAIN-P.W.Board			R2120	06S15593Y76	RES,RK 133F 1/10 -CP
MAIN-P.W.Board			R2121	06S55366Y12	RES,RK 823J 1/10 -CP
MAIN-P.W.Board			R2200	06S55366Y10	RES,RK 683J 1/10 -CP
MAIN-P.W.Board			R2201	06S55366Y10	RES,RK 683J 1/10 -CP
MAIN-P.W.Board			R2202	06S55366Y10	RES,RK 683J 1/10 -CP
MAIN-P.W.Board			R2203	06S55366Y10	RES,RK 683J 1/10 -CP
MAIN-P.W.Board			R2204	06S55366Y10	RES,RK 683J 1/10 -CP
MAIN-P.W.Board			R2205	06S55366Y10	RES,RK 683J 1/10 -CP
MAIN-P.W.Board			R2206	06S55365Y47	RES,RK 181J 1/10 -CP
MAIN-P.W.Board			R2207	06S55365Y47	RES,RK 181J 1/10 -CP
MAIN-P.W.Board			R2208	06S55365Y47	RES,RK 181J 1/10 -CP
MAIN-P.W.Board			R2209	06S55365Y47	RES,RK 181J 1/10 -CP
MAIN-P.W.Board			R2210	06S55365Y47	RES,RK 181J 1/10 -CP
MAIN-P.W.Board			R2211	06S55365Y47	RES,RK 181J 1/10 -CP
MAIN-P.W.Board			R2212	06S55365Y41	RES,RK 101J 1/10 -CP
MAIN-P.W.Board			R2213	06S55365Y41	RES,RK 101J 1/10 -CP
MAIN-P.W.Board			R2214	06S55365Y41	RES,RK 101J 1/10 -CP
MAIN-P.W.Board			R2215	06S55365Y41	RES,RK 101J 1/10 -CP
MAIN-P.W.Board			R2216	06S55365Y41	RES,RK 101J 1/10 -CP
MAIN-P.W.Board			R2217	06S55365Y41	RES,RK 101J 1/10 -CP
MAIN-P.W.Board			R2536	06S55366Y39	RES,RK JUMPER1/10-CP
MAIN-P.W.Board			R2537	06S55366Y39	RES,RK JUMPER1/10-CP
MAIN-P.W.Board			R2538	06S55366Y39	RES,RK JUMPER1/10-CP
MAIN-P.W.Board			R2539	06S55366Y39	RES,RK JUMPER1/10-CP
MAIN-P.W.Board			R2540	06S55366Y39	RES,RK JUMPER1/10-CP
MAIN-P.W.Board			R2541	06S55366Y39	RES,RK JUMPER1/10-CP
MAIN-P.W.Board			R3001	06S45674W81	RES,RK 103J 1/10 -CP
MAIN-P.W.Board			R3002	06S45674W81	RES,RK 103J 1/10 -CP
MAIN-P.W.Board			R3003	06S45674W97	RES,RK 473J 1/10 -CP
MAIN-P.W.Board			R3004	06S70072F29	RES,CP .101-J-1/4-CP
MAIN-P.W.Board			R3006	06S45674W85	RES,RK 153J 1/10 -CP
MAIN-P.W.Board			R3007	06S45674W33	RES,RK 101J 1/10 -CP
MAIN-P.W.Board			R3008	06S45674W41	RES,RK 221J 1/10 -CP
MAIN-P.W.Board			R3009	06S45674W81	RES,RK 103J 1/10 -CP
MAIN-P.W.Board			R3600	06S45674W81	RES,RK 103J 1/10 -CP
MAIN-P.W.Board			R3601	06S70072F77	RES,CP .103-J-1/4-CP
MAIN-P.W.Board			R4000	06S15615Y81	RES,RK 223J 1/16 -CP
MAIN-P.W.Board			R4001	06S15615Y25	RES,RK 101J 1/16 -CP
MAIN-P.W.Board			R4002	06S15615Y25	RES,RK 101J 1/16 -CP





P.W.Board	MIS	MODEL	Ref.	Parts No.	Parts Name
MAIN-P.W.Board			R4003	06S35083Y83	RES,RK 43RF 1/4 -CP
MAIN-P.W.Board			R4004	06S35083Y54	RES,RK 1R2F 1/4 -CP
MAIN-P.W.Board			R4005	06S15615Y81	RES,RK 223J 1/16 -CP
MAIN-P.W.Board			R4007	06S15615Y25	RES,RK 101J 1/16 -CP
MAIN-P.W.Board			R4008	06S15615Y81	RES,RK 223J 1/16 -CP
MAIN-P.W.Board			R4009	06S15615Y25	RES,RK 101J 1/16 -CP
MAIN-P.W.Board			R4010	06S15615Y25	RES,RK 101J 1/16 -CP
MAIN-P.W.Board			R4011	06S15616Y23	RES,RK JUMPER1/16-CP
MAIN-P.W.Board			R4012	06S15615Y25	RES,RK 101J 1/16 -CP
MAIN-P.W.Board			R4013	06S15615Y81	RES,RK 223J 1/16 -CP
MAIN-P.W.Board			R4014	06S15615Y81	RES,RK 223J 1/16 -CP
MAIN-P.W.Board			R4015	06S15616Y22	RES,RK 105J 1/16 -CP
MAIN-P.W.Board			R4016	06S45674W89	RES,RK 223J 1/10 -CP
MAIN-P.W.Board			R4017	06S45674W33	RES,RK 101J 1/10 -CP
MAIN-P.W.Board			R4018	06S15615Y25	RES,RK 101J 1/16 -CP
MAIN-P.W.Board			R4019	06S15615Y25	RES,RK 101J 1/16 -CP
MAIN-P.W.Board			R4020	06S45674W33	RES,RK 101J 1/10 -CP
MAIN-P.W.Board			R4021	06S15615Y25	RES,RK 101J 1/16 -CP
MAIN-P.W.Board			R4022	06S15615Y25	RES,RK 101J 1/16 -CP
MAIN-P.W.Board			R4023	06S15615Y89	RES,RK 473J 1/16 -CP
MAIN-P.W.Board			R4024	06S45674W97	RES,RK 473J 1/10 -CP
MAIN-P.W.Board			R4025	06S45674W97	RES,RK 473J 1/10 -CP
MAIN-P.W.Board			R4026	06S15615Y25	RES,RK 101J 1/16 -CP
MAIN-P.W.Board			R4027	06S15615Y25	RES,RK 101J 1/16 -CP
MAIN-P.W.Board			R4028	06S15616Y23	RES,RK JUMPER1/16-CP
MAIN-P.W.Board			R4029	06S15615Y81	RES,RK 223J 1/16 -CP
MAIN-P.W.Board			R4031	06S15616Y23	RES,RK JUMPER1/16-CP
MAIN-P.W.Board			R4032	06S15616Y23	RES,RK JUMPER1/16-CP
MAIN-P.W.Board			R4033	06S15616Y23	RES,RK JUMPER1/16-CP
MAIN-P.W.Board			R4034	06S15616Y23	RES,RK JUMPER1/16-CP
MAIN-P.W.Board			R4037	06S15616Y22	RES,RK 105J 1/16 -CP
MAIN-P.W.Board			R4038	06S15616Y22	RES,RK 105J 1/16 -CP
MAIN-P.W.Board			R4040	06S45674W89	RES,RK 223J 1/10 -CP
MAIN-P.W.Board			R4041	06S45675W30	RES,RK 105J 1/10 -CP
MAIN-P.W.Board			R4043	06S45674W89	RES,RK 223J 1/10 -CP
MAIN-P.W.Board			R4045	06S15616Y22	RES,RK 105J 1/16 -CP
MAIN-P.W.Board			R4046	06S15616Y22	RES,RK 105J 1/16 -CP
MAIN-P.W.Board			R4048	06S15615Y25	RES,RK 101J 1/16 -CP
MAIN-P.W.Board			R4049	06S15615Y81	RES,RK 223J 1/16 -CP
MAIN-P.W.Board			R4101	06S15593Y73	RES,RK 103F 1/10 -CP
MAIN-P.W.Board			R4102	06S15593Y73	RES,RK 103F 1/10 -CP
MAIN-P.W.Board			R4103	06S45674W33	RES,RK 101J 1/10 -CP
MAIN-P.W.Board			R4104	06S15615Y25	RES,RK 101J 1/16 -CP
MAIN-P.W.Board			R4200	06S45675W43	RES,RK JUMPER1/10-CP
MAIN-P.W.Board			R4201	06S45674W57	RES,RK 102J 1/10 -CP



P.W.Board	MIS	MODEL	Ref.	Parts No.	Parts Name
MAIN-P.W.Board			R4202	06S45674W81	RES,RK 103J 1/10 -CP
MAIN-P.W.Board			R4203	06S45674W81	RES,RK 103J 1/10 -CP
MAIN-P.W.Board			R4205	06S45674W33	RES,RK 101J 1/10 -CP
MAIN-P.W.Board			R4208	06S45674W33	RES,RK 101J 1/10 -CP
MAIN-P.W.Board			R4209	06S45674W33	RES,RK 101J 1/10 -CP
MAIN-P.W.Board			R4302	06S15615Y25	RES,RK 101J 1/16 -CP
MAIN-P.W.Board			R4303	06S15615Y25	RES,RK 101J 1/16 -CP
MAIN-P.W.Board			R4309	06S15615Y25	RES,RK 101J 1/16 -CP
MAIN-P.W.Board			R4310	06S15615Y25	RES,RK 101J 1/16 -CP
MAIN-P.W.Board			R4312	06S15615Y25	RES,RK 101J 1/16 -CP
MAIN-P.W.Board			R4313	06S15615Y25	RES,RK 101J 1/16 -CP
MAIN-P.W.Board			R4314	06S15615Y25	RES,RK 101J 1/16 -CP
MAIN-P.W.Board			R4315	06S15615Y25	RES,RK 101J 1/16 -CP
MAIN-P.W.Board			R4316	06S15615Y25	RES,RK 101J 1/16 -CP
MAIN-P.W.Board			R4317	06S15615Y25	RES,RK 101J 1/16 -CP
MAIN-P.W.Board			R4319	06S15615Y25	RES,RK 101J 1/16 -CP
MAIN-P.W.Board			R5000	06S15615Y67	RES,RK 562J 1/16 -CP
MAIN-P.W.Board			R5001	06S45674W97	RES,RK 473J 1/10 -CP
MAIN-P.W.Board			R5002	06S45674W97	RES,RK 473J 1/10 -CP
MAIN-P.W.Board			R5003	06S45674W97	RES,RK 473J 1/10 -CP
MAIN-P.W.Board			R5007	06S45674W97	RES,RK 473J 1/10 -CP
MAIN-P.W.Board			R5008	06S45674W33	RES,RK 101J 1/10 -CP
MAIN-P.W.Board			R5009	06S64995F93	RES,RK 473J 1/8 -CP
MAIN-P.W.Board			R5011	06S45674W33	RES,RK 101J 1/10 -CP
MAIN-P.W.Board			R5013	06S15615Y67	RES,RK 562J 1/16 -CP
MAIN-P.W.Board			R5014	06S45674W33	RES,RK 101J 1/10 -CP
MAIN-P.W.Board			R5015	06S45674W33	RES,RK 101J 1/10 -CP
MAIN-P.W.Board			R5019	06S45348Y09	RES,RK 512F 1/4 -CP
MAIN-P.W.Board			R5020	06S45674W75	RES,RK 562J 1/10 -CP
MAIN-P.W.Board			R5021	06S64995F93	RES,RK 473J 1/8 -CP
MAIN-P.W.Board			R5023	06S45675W43	RES,RK JUMPER1/10-CP
MAIN-P.W.Board			R5027	06S45674W57	RES,RK 102J 1/10 -CP
MAIN-P.W.Board			R5028	06S45674W89	RES,RK 223J 1/10 -CP
MAIN-P.W.Board			R5029	06S64995F93	RES,RK 473J 1/8 -CP
MAIN-P.W.Board			R5031	06S15593Y81	RES,RK 223F 1/10 -CP
MAIN-P.W.Board			R5032	06S45674W33	RES,RK 101J 1/10 -CP
MAIN-P.W.Board			R5033	06S45674W33	RES,RK 101J 1/10 -CP
MAIN-P.W.Board			R5034	06S45674W45	RES,RK 331J 1/10 -CP
MAIN-P.W.Board			R5035	06S45674W45	RES,RK 331J 1/10 -CP
MAIN-P.W.Board			R5037	06S45674W75	RES,RK 562J 1/10 -CP
MAIN-P.W.Board			R5038	06S45674W97	RES,RK 473J 1/10 -CP
MAIN-P.W.Board			R5040	06S45674W33	RES,RK 101J 1/10 -CP
MAIN-P.W.Board			R5041	06S45674W33	RES,RK 101J 1/10 -CP
MAIN-P.W.Board			R5043	06S45674W33	RES,RK 101J 1/10 -CP
MAIN-P.W.Board			R5047	06S45674W89	RES,RK 223J 1/10 -CP

P.W.Board	MIS	MODEL	Ref.	Parts No.	Parts Name
MAIN-P.W.Board			R5048	06S15593Y41	RES,RK 471F 1/10 -CP
MAIN-P.W.Board			R5049	06S15593Y67	RES,RK 562F 1/10 -CP
MAIN-P.W.Board			R5050	06S15593Y41	RES,RK 471F 1/10 -CP
MAIN-P.W.Board			R5056	06S45674W89	RES,RK 223J 1/10 -CP
MAIN-P.W.Board			R5057	06S45674W57	RES,RK 102J 1/10 -CP
MAIN-P.W.Board			R5058	06S45674W33	RES,RK 101J 1/10 -CP
MAIN-P.W.Board			R5059	06S45674W33	RES,RK 101J 1/10 -CP
MAIN-P.W.Board			R5060	06S45674W33	RES,RK 101J 1/10 -CP
MAIN-P.W.Board			R5062	06S64995F53	RES,RK 102J 1/8 -CP
MAIN-P.W.Board			R5064	06S45674W33	RES,RK 101J 1/10 -CP
MAIN-P.W.Board			R5065	06S45674W33	RES,RK 101J 1/10 -CP
MAIN-P.W.Board			R5066	06S45674W33	RES,RK 101J 1/10 -CP
MAIN-P.W.Board			R5067	06S45674W33	RES,RK 101J 1/10 -CP
MAIN-P.W.Board			R5068	06S45674W33	RES,RK 101J 1/10 -CP
MAIN-P.W.Board			R5070	06S45674W33	RES,RK 101J 1/10 -CP
MAIN-P.W.Board			R5073	06S15593Y81	RES,RK 223F 1/10 -CP
MAIN-P.W.Board			R5074	06S45675W43	RES,RK JUMPER1/10-CP
MAIN-P.W.Board			R5101	06S45675W30	RES,RK 105J 1/10 -CP
MAIN-P.W.Board			R5102	06S45674W89	RES,RK 223J 1/10 -CP
MAIN-P.W.Board			R5103	06S70072F29	RES,CP .101-J-1/4-CP
MAIN-P.W.Board			R5104	06S45674W65	RES,RK 222J 1/10 -CP
MAIN-P.W.Board			R5105	06S45674W69	RES,RK 332J 1/10 -CP
MAIN-P.W.Board			R5106	06S45674W89	RES,RK 223J 1/10 -CP
MAIN-P.W.Board			R5107	06S45674W57	RES,RK 102J 1/10 -CP
MAIN-P.W.Board			R5600	06S45674W81	RES,RK 103J 1/10 -CP
MAIN-P.W.Board			R5601	06S64995F53	RES,RK 102J 1/8 -CP
MAIN-P.W.Board			R5602	06S64995F53	RES,RK 102J 1/8 -CP
MAIN-P.W.Board			R5603	06S64995F53	RES,RK 102J 1/8 -CP
MAIN-P.W.Board			R5604	06S64995F53	RES,RK 102J 1/8 -CP
MAIN-P.W.Board			R5605	06S64995F53	RES,RK 102J 1/8 -CP
MAIN-P.W.Board			R5606	06S64995F53	RES,RK 102J 1/8 -CP
MAIN-P.W.Board			R5607	06S64995F53	RES,RK 102J 1/8 -CP
MAIN-P.W.Board			R5608	06S64995F53	RES,RK 102J 1/8 -CP
MAIN-P.W.Board			R5609	06S15593Y81	RES,RK 223F 1/10 -CP
MAIN-P.W.Board			R5610	06S15593Y81	RES,RK 223F 1/10 -CP
MAIN-P.W.Board			R5613	06S64995F53	RES,RK 102J 1/8 -CP
MAIN-P.W.Board			R5614	06S64995F53	RES,RK 102J 1/8 -CP
MAIN-P.W.Board			R5615	06S45674W90	RES,RK 243J 1/10 -CP
MAIN-P.W.Board			R5616	06S45674W65	RES,RK 222J 1/10 -CP
MAIN-P.W.Board			R5618	06S64995F53	RES,RK 102J 1/8 -CP
MAIN-P.W.Board			R6001	06S55361Y17	RES,RK 10RJ 1/4 -CP
MAIN-P.W.Board			R6002	06S35095Y08	RES,RK JUMPER 1/4-CP
MAIN-P.W.Board			R6008	06S45674W93	RES,RK 333J 1/10 -CP
MAIN-P.W.Board			R6011	06S45674W19	RES,RK 27RJ 1/10 -CP
MAIN-P.W.Board			R6012	06S45674W19	RES,RK 27RJ 1/10 -CP




P.W.Board	MIS	MODEL	Ref.	Parts No.	Parts Name
MAIN-P.W.Board			R6014	06S55361Y98	RES,RK 243J 1/4 -CP
MAIN-P.W.Board			R6015	06S70072F61	RES,CP .222-J-1/4-CP
MAIN-P.W.Board			R6016	06S70072F61	RES,CP .222-J-1/4-CP
MAIN-P.W.Board			R8000	06S15593Y83	RES,RK 273F 1/10 -CP
MAIN-P.W.Board			R8001	06S15593Y84	RES,RK 303F 1/10 -CP
MAIN-P.W.Board			R8002	06S45674W98	RES,RK 513J 1/10 -CP
MAIN-P.W.Board			R8003	06S15593Y61	RES,RK 332F 1/10 -CP
MAIN-P.W.Board			R8004	06S15593Y53	RES,RK 152F 1/10 -CP
MAIN-P.W.Board			R8005	06S45348Y31	RES,RK 224F 1/4 -CP
MAIN-P.W.Board			R8006	06S45348Y23	RES,RK 753F 1/4 -CP
MAIN-P.W.Board			R8007	06S15593Y67	RES,RK 562F 1/10 -CP
MAIN-P.W.Board			R8008	06S15593Y59	RES,RK 272F 1/10 -CP
MAIN-P.W.Board			R8009	06S15593Y52	RES,RK 132F 1/10 -CP
MAIN-P.W.Board			R8010	06S15593Y59	RES,RK 272F 1/10 -CP
MAIN-P.W.Board			R8011	06S15593Y57	RES,RK 222F 1/10 -CP
MAIN-P.W.Board			R8012	06S70072F77	RES,CP .103-J-1/4-CP
MAIN-P.W.Board			R8013	06S15593Y60	RES,RK 302F 1/10 -CP
MAIN-P.W.Board			R8014	06S65415Y61	RES,RK 105F 1/16 -CP
MAIN-P.W.Board			R8015	06S35083Y25	RES,RK 102F 1/4 -CP
MAIN-P.W.Board			R8016	06S45674W65	RES,RK 222J 1/10 -CP
MAIN-P.W.Board			R8017	06S45674W90	RES,RK 243J 1/10 -CP
MAIN-P.W.Board			R8018	06S45348Y06	RES,RK 302F 1/4 -CP
MAIN-P.W.Board			R8019	06S45674W01	RES,RK 2R2J 1/10 -CP
MAIN-P.W.Board			R8020	06S45674W01	RES,RK 2R2J 1/10 -CP
MAIN-P.W.Board			R8022	06S45675W06	RES,RK 104J 1/10 -CP
MAIN-P.W.Board			R8024	06S45675W06	RES,RK 104J 1/10 -CP
MAIN-P.W.Board			R8026	06S45675W06	RES,RK 104J 1/10 -CP
MAIN-P.W.Board			R8027	06S15593Y63	RES,RK 392F 1/10 -CP
MAIN-P.W.Board			R8028	06S45674W87	RES,RK 183J 1/10 -CP
MAIN-P.W.Board			R8029	06S70072F47	RES,CP .561-J-1/4-CP
MAIN-P.W.Board			R8031	06S45674W81	RES,RK 103J 1/10 -CP
MAIN-P.W.Board			R8032	06S45674W81	RES,RK 103J 1/10 -CP
MAIN-P.W.Board			R8033	06S55365Y83	RES,RK 562J 1/10 -CP
MAIN-P.W.Board			R8034	06S15615Y49	RES,RK 102J 1/16 -CP
MAIN-P.W.Board			R8035	06S70072F53	RES,CP .102-J-1/4-CP
MAIN-P.W.Board			R8036	06S70072F53	RES,CP .102-J-1/4-CP
MAIN-P.W.Board			R8037	06S45674W33	RES,RK 101J 1/10 -CP
MAIN-P.W.Board			R8038	06S45674W81	RES,RK 103J 1/10 -CP
MAIN-P.W.Board			R8039	06S45674W33	RES,RK 101J 1/10 -CP
MAIN-P.W.Board			R8040	06S45674W33	RES,RK 101J 1/10 -CP
MAIN-P.W.Board			R8042	06S15615Y49	RES,RK 102J 1/16 -CP
MAIN-P.W.Board			R8047	06S15616Y23	RES,RK JUMPER1/16-CP
MAIN-P.W.Board			R8048	06S15616Y23	RES,RK JUMPER1/16-CP
MAIN-P.W.Board			R8049	06S15593Y61	RES,RK 332F 1/10 -CP
MAIN-P.W.Board			R8050	06S15615Y89	RES,RK 473J 1/16 -CP

P.W.Board	MIS	MODEL	Ref.	Parts No.	Parts Name
MAIN-P.W.Board			R8051	06S15593Y53	RES,RK 152F 1/10 -CP
MAIN-P.W.Board			R8052	06S15616Y23	RES,RK JUMPER1/16-CP
MAIN-P.W.Board			R8054	06S45674W89	RES,RK 223J 1/10 -CP
MAIN-P.W.Board			R8100	06S45675W23	RES,RK 514J 1/10 -CP
MAIN-P.W.Board			R8101	06S15615Y73	RES,RK 103J 1/16 -CP
MAIN-P.W.Board			R8102	06S45674W49	RES,RK 471J 1/10 -CP
MAIN-P.W.Board			R8103	06S15615Y39	RES,RK 391J 1/16 -CP
MAIN-P.W.Board			R8104	06S45674W99	RES,RK 563J 1/10 -CP
MAIN-P.W.Board			R8105	06S45674W57	RES,RK 102J 1/10 -CP
MAIN-P.W.Board			R8106	06S45674W89	RES,RK 223J 1/10 -CP
MAIN-P.W.Board			R8107	06S45674W89	RES,RK 223J 1/10 -CP
MAIN-P.W.Board			R8108	06S70072F53	RES,CP .102-J-1/4-CP
MAIN-P.W.Board			R8109	06S70072F45	RES,CP .471-J-1/4-CP
MAIN-P.W.Board			R8110	06S70072F53	RES,CP .102-J-1/4-CP
MAIN-P.W.Board			R8300	06S15593Y59	RES,RK 272F 1/10 -CP
MAIN-P.W.Board			R8301	06S55365Y41	RES,RK 101J 1/10 -CP
MAIN-P.W.Board			R8305	06S15593Y63	RES,RK 392F 1/10 -CP
MAIN-P.W.Board			R8306	06S15593Y45	RES,RK 681F 1/10 -CP
MAIN-P.W.Board			R8600	06S45674W33	RES,RK 101J 1/10 -CP
MAIN-P.W.Board			R8601	06S70072F35	RES,CP .181-J-1/4-CP
MAIN-P.W.Board			R8602	06S70072F35	RES,CP .181-J-1/4-CP
MAIN-P.W.Board			R8603	06S15593Y90	RES,RK 513F 1/10 -CP
MAIN-P.W.Board			R8604	06S15593Y76	RES,RK 133F 1/10 -CP
MAIN-P.W.Board			R8605	06S15593Y97	RES,RK 104F 1/10 -CP
MAIN-P.W.Board			R8607	06S15593Y49	RES,RK 102F 1/10 -CP
MAIN-P.W.Board			R8608	06S15593Y90	RES,RK 513F 1/10 -CP
MAIN-P.W.Board			R8609	06S15593Y96	RES,RK 913F 1/10 -CP
MAIN-P.W.Board			R8610	06S15593Y93	RES,RK 683F 1/10 -CP
MAIN-P.W.Board			R8611	06S15593Y89	RES,RK 473F 1/10 -CP
MAIN-P.W.Board			R8700	06S70072F53	RES,CP .102-J-1/4-CP
MAIN-P.W.Board			R8701	06S45674W21	RES,RK 33RJ 1/10 -CP
MAIN-P.W.Board			R8819	06S45675W43	RES,RK JUMPER1/10-CP
MAIN-P.W.Board			R8820	06S45675W43	RES,RK JUMPER1/10-CP
MAIN-P.W.Board			R8824	06S15616Y23	RES,RK JUMPER1/16-CP
MAIN-P.W.Board			R8825	06S15616Y23	RES,RK JUMPER1/16-CP
MAIN-P.W.Board			RA100	06S15771Y13	RES,ARYEXB28V101J-CP
MAIN-P.W.Board			RA101	06S15771Y13	RES,ARYEXB28V101J-CP
MAIN-P.W.Board			RA102	06S15771Y13	RES,ARYEXB28V101J-CP
MAIN-P.W.Board			RA103	06S15771Y33	RES,ARY 472J 4 -CP
MAIN-P.W.Board			RA104	06S15771Y33	RES,ARY 472J 4 -CP
MAIN-P.W.Board			RA4000	06S15771Y07	RES,ARYEXB28V33RJ-CP
MAIN-P.W.Board			RA4001	06S15771Y07	RES,ARYEXB28V33RJ-CP
MAIN-P.W.Board			RA4002	06S15771Y07	RES,ARYEXB28V33RJ-CP
MAIN-P.W.Board			RA4003	06S15771Y07	RES,ARYEXB28V33RJ-CP
MAIN-P.W.Board			RA4004	06S15771Y07	RES,ARYEXB28V33RJ-CP




P.W.Board	MIS	MODEL	Ref.	Parts No.	Parts Name
MAIN-P.W.Board			RA4005	06S15771Y07	RES,ARYEXB28V33RJ-CP
MAIN-P.W.Board			RA4006	06S15771Y07	RES,ARYEXB28V33RJ-CP
MAIN-P.W.Board			RA4007	06S15771Y07	RES,ARYEXB28V33RJ-CP
MAIN-P.W.Board			RA4008	06S15771Y07	RES,ARYEXB28V33RJ-CP
MAIN-P.W.Board			RA4009	06S15771Y07	RES,ARYEXB28V33RJ-CP
MAIN-P.W.Board			RA4010	06S15771Y13	RES,ARYEXB28V101J-CP
MAIN-P.W.Board			RA4011	06S15771Y29	RES,ARYEXB28V222J-CP
MAIN-P.W.Board			RA4012	06S15771Y13	RES,ARYEXB28V101J-CP
MAIN-P.W.Board			RA4013	06S15771Y41	RES,ARYEXB28V223J-CP
MAIN-P.W.Board			RA5000	06S15771Y45	RES,ARYEXB28V473J-CP
MAIN-P.W.Board			RA5001	06S15771Y13	RES,ARYEXB28V101J-CP
MAIN-P.W.Board			SA6001	48-00954Z01	VST,CSA30C201M-T -CP
MAIN-P.W.Board			SD8000	48-16710Z01	DIO,SHT RB530S-30-CP
MAIN-P.W.Board			SD8600	48-16700Z01	DIO,SHT RSX501LA -E1
MAIN-P.W.Board			SD8601	48-20962Z01	DIO,SHT DB2440400LE1
MAIN-P.W.Board			SW5001	40T16096W03	SW ,TACT SKHHLW
MAIN-P.W.Board			TU6001	TU-00887Z03	TUNER,MX-A210
MAIN-P.W.Board			VR8600	18T25282Y28	VAR,EVM3VSX50 104-CP
MAIN-P.W.Board			VR8601	18-12468Z11	VAR,EVM2NSX80 224-CP
MAIN-P.W.Board			VT6001	24T35286Y02	IND,MG56 332J -DB
MAIN-P.W.Board			VT8001	24-02502Z02	ASSY,W277A001 -DB
MAIN-P.W.Board			XL101	91-15988Z11	XTL,NX3225GA 16.9-CP
MAIN-P.W.Board			XL4000	91-15988Z02	XTL,NX3225GA 12.0-CP
MAIN-P.W.Board			XL5000	91-16093Z01	XTL,NX3215SA 32.7-E1
MAIN-P.W.Board			XL5001	91-16024Z05	XTL,AT-41CD2 6.00-E9
MAIN-P.W.Board			Z101	24T95456W11	FBI,BLM18AG601SH1-CP
MAIN-P.W.Board			ZD5601	48-18196Z02	DIO,ZEN DZ2S051M0LCP
MAIN-P.W.Board			ZD5602	48-18196Z02	DIO,ZEN DZ2S051M0LCP
MAIN-P.W.Board			ZD8000	48-07043Z37	DIO,ZEN KDZ11V -CP
MAIN-P.W.Board			ZD8001	48-02592Z01	DIO,ZEN Z5W27VJ -EA
MAIN-P.W.Board			ZD8003	48-21149Z41	DIO,ZEN DZ2J100M0LCP
FRONT-P.W.Board			C400	08S45676W85	CAP,CER 104K-B1C -CP
FRONT-P.W.Board			C401	08S65667Y03	CAP,CER 474KX5R1A-CP
FRONT-P.W.Board			C402	08S45232Y15	CAP,CER 473K-B1A -CP
FRONT-P.W.Board			C403	08S45232Y15	CAP,CER 473K-B1A -CP
FRONT-P.W.Board			C404	08S45231Y37	CAP,CER 821J-CH1E-CP
FRONT-P.W.Board			C405	08S65667Y03	CAP,CER 474KX5R1A-CP
FRONT-P.W.Board			C406	08S45676W80	CAP,CER 223K-B1E -CP
FRONT-P.W.Board			C408	08S45676W80	CAP,CER 223K-B1E -CP
FRONT-P.W.Board			C409	08S35374W12	CAP,CER 106K-B0J -CP
FRONT-P.W.Board			C410	08S45676W60	CAP,CER.102J-SL1H-CP
FRONT-P.W.Board			C411	08S45676W60	CAP,CER.102J-SL1H-CP
FRONT-P.W.Board			C412	08S45676W60	CAP,CER.102J-SL1H-CP
FRONT-P.W.Board			C414	08S45232Y05	CAP,CER 102K-B1H -CP
FRONT-P.W.Board			CB460	09-18716Z01	BTB,DF20-P -EJ

P.W.Board	MIS	MODEL	Ref.	Parts No.	Parts Name
FRONT-P.W.Board			D400	48-17547Z01	DIO,DA3J101F0L -CP
FRONT-P.W.Board			D401	48-07015Z01	DIO,KDS160-RTK -CP
FRONT-P.W.Board			D402	48T94471F04	DIO,IMN10-T108 -CP
FRONT-P.W.Board			D403	48-05472Z01	DIO,1SS272-L -CP
FRONT-P.W.Board			D404	48T94471F04	DIO,IMN10-T108 -CP
FRONT-P.W.Board			D407	48-17547Z01	DIO,DA3J101F0L -CP
FRONT-P.W.Board			D408	48-17547Z01	DIO,DA3J101F0L -CP
FRONT-P.W.Board			D409	48-17547Z01	DIO,DA3J101F0L -CP
FRONT-P.W.Board			D410	48-17547Z01	DIO,DA3J101F0L -CP
FRONT-P.W.Board			D412	48-17623Z01	DIO,DA2J10100L -CP
FRONT-P.W.Board			D413	48-17623Z01	DIO,DA2J10100L -CP
FRONT-P.W.Board			D414	48-17623Z01	DIO,DA2J10100L -CP
FRONT-P.W.Board			D415	48-17623Z01	DIO,DA2J10100L -CP
FRONT-P.W.Board			D416	48-17623Z01	DIO,DA2J10100L -CP
FRONT-P.W.Board			IC401	51T02347K01	PT6583LQ(L) -QT
FRONT-P.W.Board			IC500	51-18623Z01	PNJ4L02M -NE1
FRONT-P.W.Board			JK400	09-18872Z01	JAC,1850383000322-DB
FRONT-P.W.Board			LCD401	65-18924Z01	LCD,TE2837M0TTN-F
FRONT-P.W.Board			LD400	48-13928Z01	LED,ARY QB.L.021 -DB
FRONT-P.W.Board			LD407	48-14200Z02	LED,BLU LNJ926W8C-CP
FRONT-P.W.Board			LD408	48-14200Z02	LED,BLU LNJ926W8C-CP
FRONT-P.W.Board			LD412	48-14200Z02	LED,BLU LNJ926W8C-CP
FRONT-P.W.Board			LD413	48-14200Z02	LED,BLU LNJ926W8C-CP
FRONT-P.W.Board			LD414	48-14200Z02	LED,BLU LNJ926W8C-CP
FRONT-P.W.Board			LD415	48-14200Z02	LED,BLU LNJ926W8C-CP
FRONT-P.W.Board			LD416	48-14200Z02	LED,BLU LNJ926W8C-CP
FRONT-P.W.Board			LD418	48-14200Z02	LED,BLU LNJ926W8C-CP
FRONT-P.W.Board			LD419	48-14200Z02	LED,BLU LNJ926W8C-CP
FRONT-P.W.Board			LD420	48-14200Z02	LED,BLU LNJ926W8C-CP
FRONT-P.W.Board			LD421	48-14200Z02	LED,BLU LNJ926W8C-CP
FRONT-P.W.Board			LD423	48-14200Z02	LED,BLU LNJ926W8C-CP
FRONT-P.W.Board			LD430	48-14200Z02	LED,BLU LNJ926W8C-CP
FRONT-P.W.Board			LD431	48-14200Z02	LED,BLU LNJ926W8C-CP
FRONT-P.W.Board			LD432	48-14200Z02	LED,BLU LNJ926W8C-CP
FRONT-P.W.Board			LD434	48-14200Z02	LED,BLU LNJ926W8C-CP
FRONT-P.W.Board			LD440	48-14200Z02	LED,BLU LNJ926W8C-CP
FRONT-P.W.Board			LD448	48-14200Z02	LED,BLU LNJ926W8C-CP
FRONT-P.W.Board			LD463	48-14200Z02	LED,BLU LNJ926W8C-CP
FRONT-P.W.Board			Q404	48-13059Z01	TR,KTC2875-B-RTK -CP
FRONT-P.W.Board			Q405	48-19949Z01	TR,DRC5143X -CP
FRONT-P.W.Board			Q406	48-17549Z01	TR,DSC500100L -CP
FRONT-P.W.Board			Q407	48-13059Z01	TR,KTC2875-B-RTK -CP
FRONT-P.W.Board			Q411	48-20092Z01	TR,DMG563010R -CP
FRONT-P.W.Board			R409	06S45674W65	RES,RK 222J 1/10 -CP
FRONT-P.W.Board			R410	06S70072F40	RES,CP .301-J-1/4-CP

P.W.Board	MIS	MODEL	Ref.	Parts No.	Parts Name
FRONT-P.W.Board			R411	06S45674W57	RES,RK 102J 1/10 -CP
FRONT-P.W.Board			R412	06S15593Y93	RES,RK 683F 1/10 -CP
FRONT-P.W.Board			R413	06S45674W57	RES,RK 102J 1/10 -CP
FRONT-P.W.Board			R414	06S15593Y87	RES,RK 393F 1/10 -CP
FRONT-P.W.Board			R415	06S45674W97	RES,RK 473J 1/10 -CP
FRONT-P.W.Board			R416	06S45674W57	RES,RK 102J 1/10 -CP
FRONT-P.W.Board			R417	06S45674W73	RES,RK 472J 1/10 -CP
FRONT-P.W.Board			R418	06S45674W97	RES,RK 473J 1/10 -CP
FRONT-P.W.Board			R419	06S45674W97	RES,RK 473J 1/10 -CP
FRONT-P.W.Board			R420	06S45674W97	RES,RK 473J 1/10 -CP
FRONT-P.W.Board			R421	06S45674W97	RES,RK 473J 1/10 -CP
FRONT-P.W.Board			R422	06S70072F40	RES,CP .301-J-1/4-CP
FRONT-P.W.Board			R423	06S70072F47	RES,CP .561-J-1/4-CP
FRONT-P.W.Board			R424	06S70072F33	RES,CP .151-J-1/4-CP
FRONT-P.W.Board			R425	06S35095Y08	RES,RK JUMPER 1/4-CP
FRONT-P.W.Board			R426	06S70072F47	RES,CP .561-J-1/4-CP
FRONT-P.W.Board			R428	06S45675W43	RES,RK JUMPER1/10-CP
FRONT-P.W.Board			R429	06S70072F40	RES,CP .301-J-1/4-CP
FRONT-P.W.Board			R430	06S70072F40	RES,CP .301-J-1/4-CP
FRONT-P.W.Board			R431	06S45674W73	RES,RK 472J 1/10 -CP
FRONT-P.W.Board			R432	06S70072F47	RES,CP .561-J-1/4-CP
FRONT-P.W.Board			R433	06S70072F40	RES,CP .301-J-1/4-CP
FRONT-P.W.Board			R437	06S64995F53	RES,RK 102J 1/8 -CP
FRONT-P.W.Board			R438	06S64995F53	RES,RK 102J 1/8 -CP
FRONT-P.W.Board			R444	06S70072F47	RES,CP .561-J-1/4-CP
FRONT-P.W.Board			R446	06S70072F47	RES,CP .561-J-1/4-CP
FRONT-P.W.Board			R447	06S70072F47	RES,CP .561-J-1/4-CP
FRONT-P.W.Board			R448	06S70072F47	RES,CP .561-J-1/4-CP
FRONT-P.W.Board			R450	06S64995F53	RES,RK 102J 1/8 -CP
FRONT-P.W.Board			R451	06S64995F53	RES,RK 102J 1/8 -CP
FRONT-P.W.Board			R452	06S64995F53	RES,RK 102J 1/8 -CP
FRONT-P.W.Board			R453	06S64995F53	RES,RK 102J 1/8 -CP
FRONT-P.W.Board			R454	06S45675W43	RES,RK JUMPER1/10-CP
FRONT-P.W.Board			R457	06S70072F29	RES,CP .101-J-1/4-CP
FRONT-P.W.Board			R459	06S55364Y39	RES,RK JUMPER 1/8-CP
FRONT-P.W.Board			R460	06S65415Y25	RES,RK 102F 1/16 -CP
FRONT-P.W.Board			R461	06S70072F07	RES,CP .12R-J-1/4-CP
FRONT-P.W.Board			R462	06S70072F07	RES,CP .12R-J-1/4-CP
FRONT-P.W.Board			R463	06S65415Y25	RES,RK 102F 1/16 -CP
FRONT-P.W.Board			R464	06S65415Y25	RES,RK 102F 1/16 -CP
FRONT-P.W.Board			R465	06S70072F41	RES,CP .331-J-1/4-CP
FRONT-P.W.Board			R466	06S64995F53	RES,RK 102J 1/8 -CP
FRONT-P.W.Board			R467	06S64995F21	RES,RK 47RJ 1/8 -CP
FRONT-P.W.Board			R469	06S70072F53	RES,CP .102-J-1/4-CP
FRONT-P.W.Board			R471	06S70072F23	RES,CP .56R-J-1/4-CP

P.W.Board	MIS	MODEL	Ref.	Parts No.	Parts Name
FRONT-P.W.Board			R482	06S70072F47	RES,CP .561-J-1/4-CP
FRONT-P.W.Board			RA401	06S15771Y25	RES,ARYEXB28V102J-CP
FRONT-P.W.Board			RA402	06S15771Y25	RES,ARYEXB28V102J-CP
FRONT-P.W.Board			RA403	06S15771Y25	RES,ARYEXB28V102J-CP
FRONT-P.W.Board			SK400	09-19382Z01	SKT,CM-V105 -DB
FRONT-P.W.Board			SW400	40T65353Y01	SW,TACT SKRSPACE010E2
FRONT-P.W.Board			SW401	40T65353Y01	SW,TACT SKRSPACE010E2
FRONT-P.W.Board			SW402	40T65353Y01	SW,TACT SKRSPACE010E2
FRONT-P.W.Board			SW403	40T65353Y01	SW,TACT SKRSPACE010E2
FRONT-P.W.Board			SW404	40T65353Y01	SW,TACT SKRSPACE010E2
FRONT-P.W.Board			SW406	40T65353Y01	SW,TACT SKRSPACE010E2
FRONT-P.W.Board			SW407	40T65353Y01	SW,TACT SKRSPACE010E2
FRONT-P.W.Board			SW408	40T65353Y01	SW,TACT SKRSPACE010E2
FRONT-P.W.Board			SW409	40T65353Y01	SW,TACT SKRSPACE010E2
FRONT-P.W.Board			SW410	40T65353Y01	SW,TACT SKRSPACE010E2
FRONT-P.W.Board			SW411	40T65353Y01	SW,TACT SKRSPACE010E2
FRONT-P.W.Board			SW412	40T65353Y01	SW,TACT SKRSPACE010E2
FRONT-P.W.Board			SW413	40T65353Y01	SW,TACT SKRSPACE010E2
FRONT-P.W.Board			SW415	40T65353Y01	SW,TACT SKRSPACE010E2
FRONT-P.W.Board			SW416	40T65353Y01	SW,TACT SKRSPACE010E2
FRONT-P.W.Board			SW417	40T65353Y01	SW,TACT SKRSPACE010E2
FRONT-P.W.Board			SW418	40-10735Z02	ENC,EC12D1524405 -DB
FRONT-P.W.Board			SW419	40T65353Y01	SW,TACT SKRSPACE010E2
FRONT-P.W.Board			Z401	91-14147Z01	EMI,ACM2012H-900 -CP
FRONT-P.W.Board			ZD403	48-18196Z02	DIO,ZEN DZ2S051M0LCP
FRONT-P.W.Board			ZD404	48-18196Z02	DIO,ZEN DZ2S051M0LCP
SW(DP33U8BV)- P.W.Board			CB101	09-09314Z01	FFC,IMSA9664S-11Y-EQ
SW(DP33U8BV)- P.W.Board			PT1	48-04836Z01	PHT,TR PS1191RB22-CP
SW(DP33U8BV)- P.W.Board			PT2	48-04836Z01	PHT,TR PS1191RB22-CP
SW(DP33U8BV)- P.W.Board			PT3	48-04836Z01	PHT,TR PS1191RB22-CP
SW(DP33U8BV)- P.W.Board			SW1	40T15494Y16	SW,DETCT SPVG1103-E6
FPC.PHOTO.VE- P.W.Board			C101	08S45677W42	CAP,CER.181J-CH1H-CP
FPC.PHOTO.VE- P.W.Board			C102	08S45677W42	CAP,CER.181J-CH1H-CP
FPC.PHOTO.VE- P.W.Board			C103	08S45677W42	CAP,CER.181J-CH1H-CP
FPC.PHOTO.VE- P.W.Board			LD101	48-01591Z01	LED,AN1105W-1-TR -CP
FPC.PHOTO.VE- P.W.Board			LD102	48-01591Z01	LED,AN1105W-1-TR -CP
FPC.PHOTO.VE-			LD103	48-01591Z01	LED,AN1105W-1-TR -CP

P.W.Board	MIS	MODEL	Ref.	Parts No.	Parts Name
-----------	-----	-------	------	-----------	------------

P.W.Board					
FPC.PHOTO.VE-P.W.Board			R101	06S45674W51	RES,RK 561J 1/10 -CP
FPC.PHOTO.VE-P.W.Board			R102	06S45674W51	RES,RK 561J 1/10 -CP
FPC.PHOTO.VE-P.W.Board			R103	06S45674W51	RES,RK 561J 1/10 -CP
Miscellaneous			HD1	EP-12502Z06	EP21A96NP
Miscellaneous			M1	66-19371Z75	ASSY,SPDL MTR 8BV
Miscellaneous			M2	66-13908Z44	ASSY,LD-SLED MTR AOTA 8BV