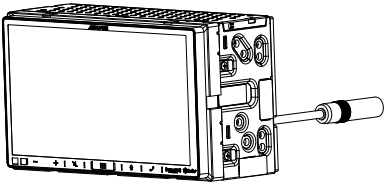

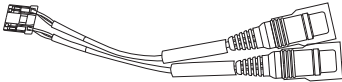
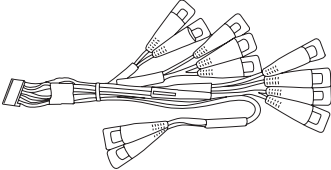
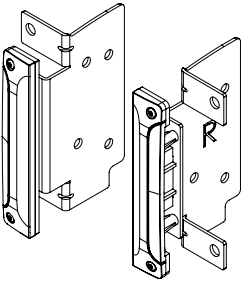



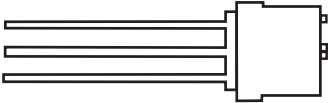
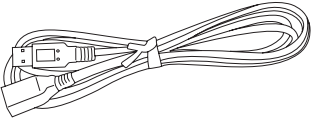
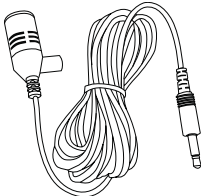

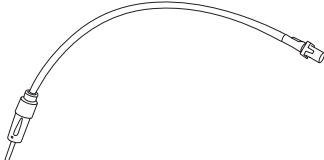

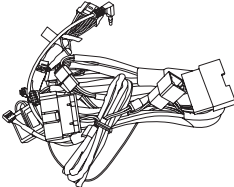

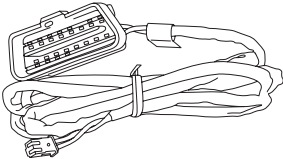


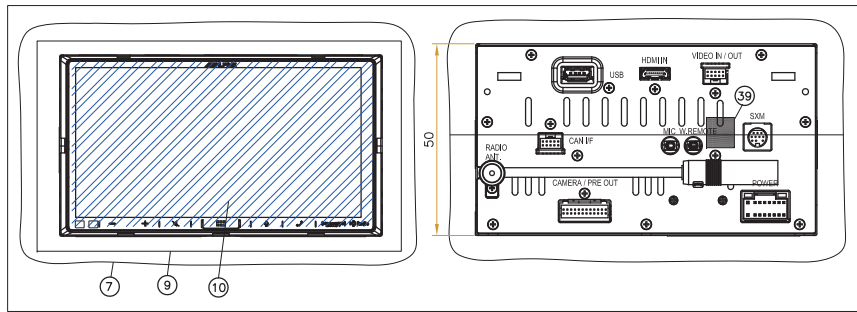
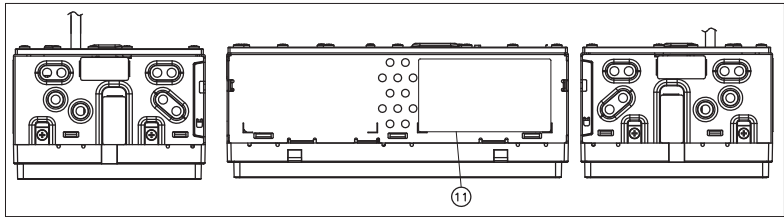
Accessory List

Head Unit Box Parts (i407-WRA)

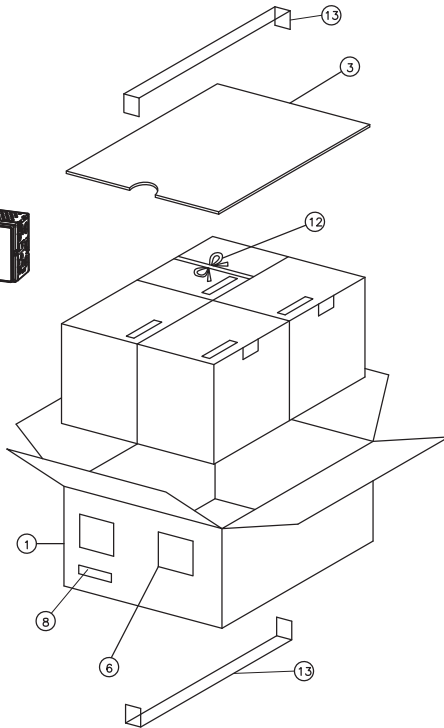
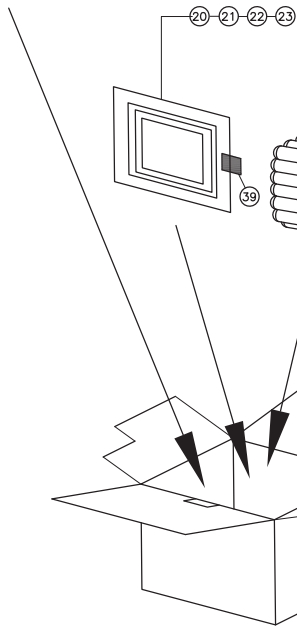
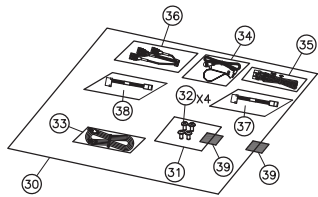
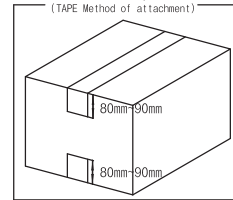
<b>iLX-407 Head Unit</b> 	<b>Round Head Screws M5#8 (4pcs)</b> 	<b>Video In/Out Harness</b> 
<b>Camera/Preout Harness</b> 	<b>Side Mounting Brackets L&amp;R</b> 	<b>Documents</b> <div>    </div> <div> Alpine Registration Card OM QR Card Installation Manual </div>
<b>Aux Power Pig Tail</b> 	<b>USB Angled Extension Cable</b> 	<b>Hands Free Microphone</b> 

iDatalink Maestro Box Parts (ALP-MRR4/ALP-HRN-WRA4)

<b>Maestro Flashing Cable USB Micro To Full Size</b> 	<b>FM/AM Antenna Adapter</b> 	<b>iDatalink Maestro Module</b> 
<b>Main Harness</b> 	<b>SiriusXM Radio Antenna Adapter (only for vehicles with factory SiriusXM)</b> 	<b>OBDII Adapter Cable</b> 



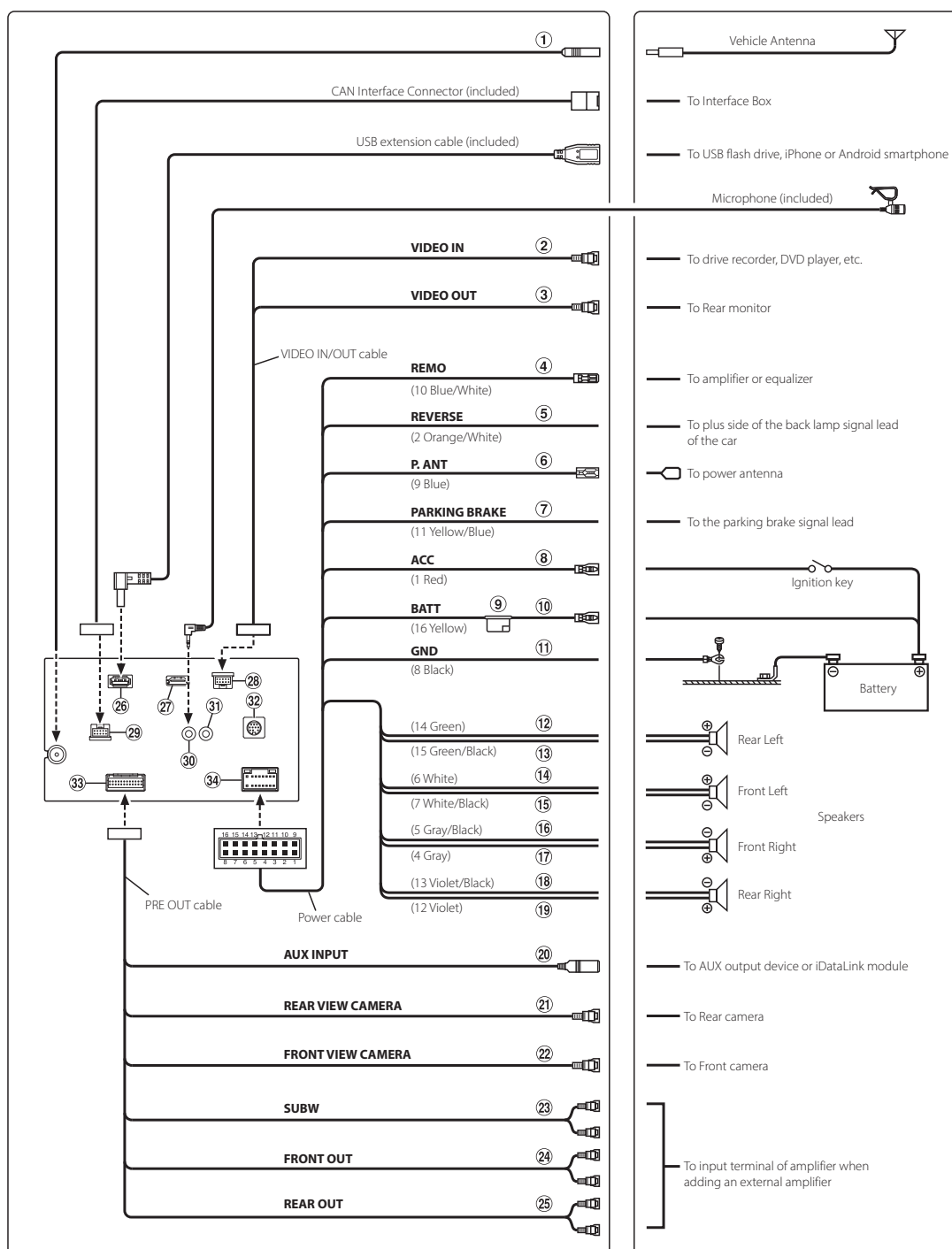
TAPE 부착방법  
(TAPE Method of attachment)



39	SCOTCH TAPE(20mmX50m)	A0701000180	AR		
38	ASSY CABLE (CAN I/F)	E2703005170	1		
37	ASSY CABLE (VIDEO IN/OUT)	E2703005130	1		
36	ASSY CABLE (PREOUT) ; ANF-2821-01A	E2703005050	1		
35	ASSY CABLE (POWER) ; ANF-0913-01A	E2703005070	1		
34	ASSY CABLE(BT MIC)	50-14386203-A	1		
33	ASSY CABLE; USB CABLE (1M)	E2703004700	1		
32	SCR,MSX8(B) MCH(Zn,3-WHT)	M981400501A	4		
31	SACK;POLY (75X140X0.1T)	M1724001010	1		
30	SACK;POLY(230X330X0.03T)	M1724013010	2		
23	SACK;POLY(230X330X0.03T)	M1724013010	1		
22	CARD-URL	M3514736010	1		
21	CARD;SURVEY-AL	M3544262010	1		
20	MANUAL,QUICK-GUIDE(QRG)	M3514732010	1		
13	SCOTCH TAPE(50mmX50m)	A0701000200	AR		
12	T-NYLON(YELLOW)	A1001000010	AR		
11	LABEL;COMPOSITE	M0694017010	1		
10	SHEET;PROTECT	M1214554010	1		
9	CUSHION SHEET	M3164772010	1		
8	LABEL;UPC-CODE	M0694014010	1		
7	SACK;POLY(300X380X0.05T)	M1724004020	1		
6	LABEL, BAR CODE-MAS:1/4_KOR	M0674869040	1/4		
5	LABEL;BAR CODE-IND	M0674870010	1		
4	PKG;CUSHION AIR(BOTTOM)	M0624652010	1		
3	PKG;PAD (430X295)	M0614587010	1/4		
2	PKG;CARTON-IND	M062487901A	1		
1	PKG;CARTON-MAS	M0624886010	1/4		

/RELEASES OR REVISIONS			
(DRAWN)	(CHECKED)	(APPROVED)	
(DRAWN)	(REVIEW)	(CHECKED)	(APPROVED)
DRAWING NO. 70060021620			
PART NAME P K G			
MODEL NAME iLX-407 / DM-S91911U			

# Connections



① **Radio Antenna Receptacle**

② **Video Input Lead**

③ **Video Output Lead**

④ **Remote Turn-On Lead (Blue/White)**

Connect this lead to the remote turn-on lead of your amplifier or signal processor.

⑤ **Reverse Lead (Orange/White)**

⑥ **Power Antenna Lead (Blue)**

Connect this lead to the +B terminal of your power antenna, if applicable.

- This lead should be used only for controlling the vehicle's power antenna. Do not use this lead to turn on an amplifier or a signal processor, etc.

⑦ **Parking Brake Lead (Yellow/Blue)**

Connect this lead to the power supply side of parking brake switch to transmit the parking brake status signals to the unit.

⑧ **Switched Power Lead (Ignition) (Red)**

Connect this lead to an open terminal on the vehicle's fuse box or another unused power source that provides (+) 12V only when the ignition is turned on or in the accessory position.

⑨ **Fuse Holder (15A)**

⑩ **Battery Lead (Yellow)**

Connect this lead to the positive (+) post of the vehicle's battery.

⑪ **Ground Lead (Black)**

Connect this lead to a good chassis ground on the vehicle.  
Make sure the connection is made to bare metal and is securely fastened using the sheet metal screw provided.

⑫ **Left Rear (+) Speaker Output Lead (Green)**

⑬ **Left Rear (-) Speaker Output Lead (Green/Black)**

⑭ **Left Front (+) Speaker Output Lead (White)**

⑮ **Left Front (-) Speaker Output Lead (White/Black)**

⑯ **Right Front (-) Speaker Output Lead (Gray/Black)**

⑰ **Right Front (+) Speaker Output Lead (Gray)**

⑱ **Right Rear (-) Speaker Output Lead (Violet/Black)**

⑲ **Right Rear (+) Speaker Output Lead (Violet)**

⑳ **AUX Input Connector**

Input lead for AUX video/audio signal or iDataLink audio signal.

㉑ **REAR CAMERA Input RCA Connector**

Use when connecting a rear camera with RCA Output Connector.

㉒ **FRONT CAMERA Input RCA Connector**

Use when connecting a front camera with RCA Output Connector.

㉓ **Subwoofer RCA Connectors**

㉔ **Front Output RCA Connectors**

Can be used as Front Output RCA Connectors. RED is right and WHITE is left.

㉕ **Rear Output RCA Connectors**

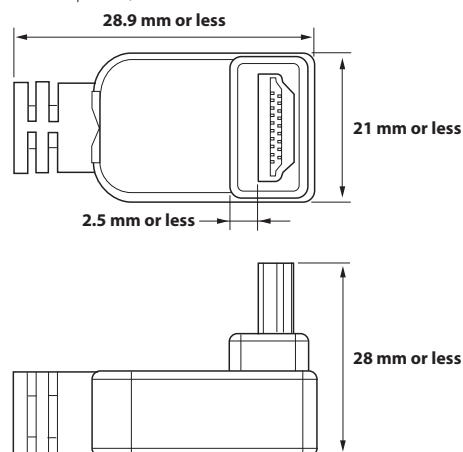
Can be used as Rear Output RCA Connectors. RED is right and WHITE is left.

㉖ **USB Connector**

To USB flash drive, iPhone or Android smartphone.

㉗ **HDMI Input Connector**

- To connect to the HDMI Input Connector, use an optional HDMI cable with an L-Type (270 degree) connector.
- Please take note of the size of the HDMI cable's L-Type connector. An HDMI cable with a connector exceeding this size will not be able to connect, as it will interfere with the peripheral cables, stacking amplifiers, etc.



㉘ **VIDEO Input/Output Connector**

㉙ **MAESTRO Connector**

To Interface Box.

㉚ **MIC Input Connector**

To Microphone (included)

③① **Steering Remote Control Interface Connector**

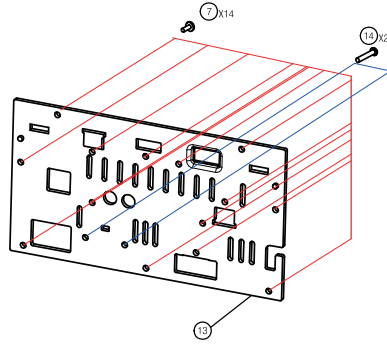
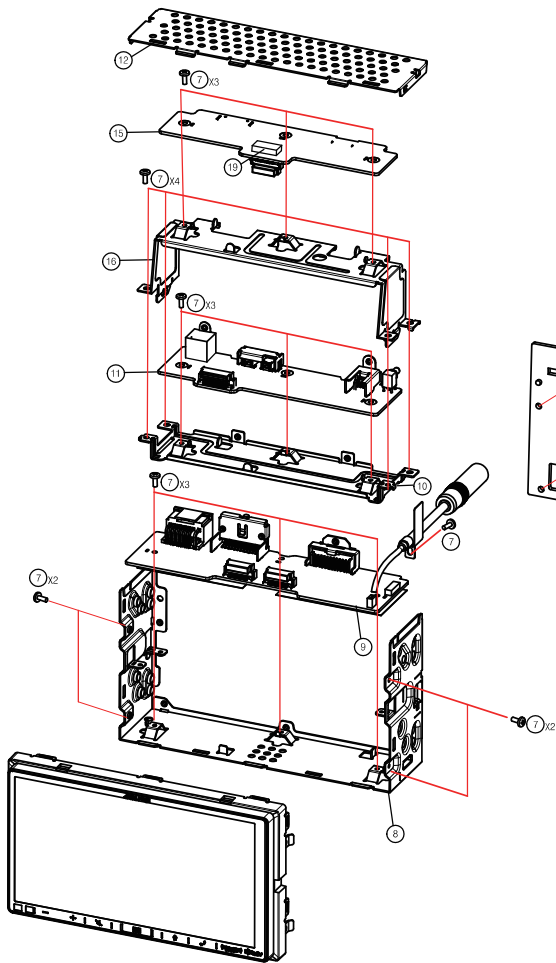
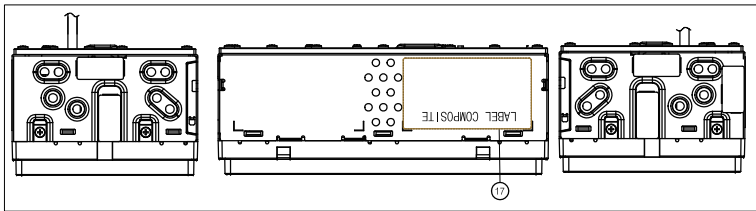
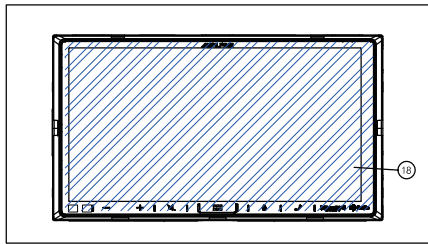
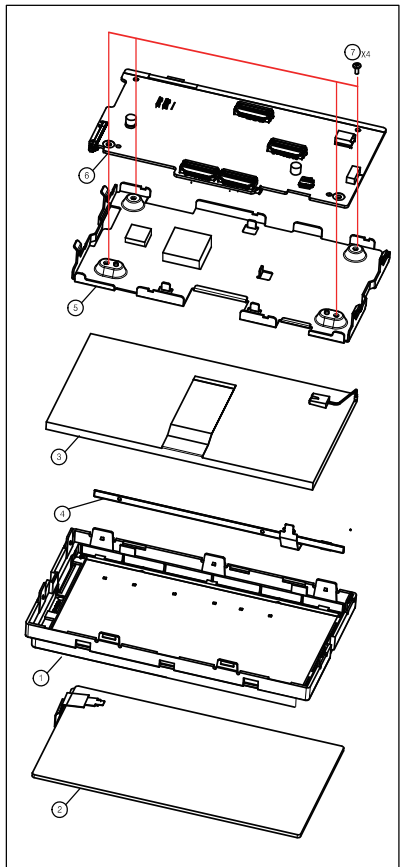
To steering remote control interface.  
For details about connections, consult your nearest Alpine dealer.

③② **SiriusXM Tuner Input Connector**

To SiriusXM Tuner (sold separately).  
For more information on how to install the SiriusXM Connect Vehicle tuner, consult the installation guide included with the tuner.

③③ **AUX/PRE OUT/CAMERA Connector**

③④ **Power Supply Connector**



19	GASKET:7X10X13	E3401004930	1
18	SHEET:PROTECT	M1214554010	1
17	LABEL:COMPOSITE	M0694017010	1
16	CHAS:UPPER	M1932536010	1
15	ASSY:HDMI PCB	HACTR001050	1
14	SCR:M2.6X12(P)MCH-TPT(Zn,3-WHT)	M9844180010	2
13	HEAT:SINK	M1492261010	1
12	CHAS:TOP	M1932475010	1
11	ASSY:SUB PCB	HACTR001070	1
10	CHAS:MID	M1932535010	1
9	ASSY:MAIN PCB	HACTR001050	1
8	CHAS:MAIN	M193247401A	1
7	SCR:M2.6X6.0(B)MCH-TPT(WHT):Cr+3	M9824075010	36
6	AI:RF(TOP)FRONT	SFCTR003320	1
5	BKT:LCD	M193253401A	1
4	ASSY:LED PCD:DM-S91911U	JACTR005170	1
3	DISPLAY: W668520283084HB	E2501001610	1
2	TOUCH PANNEL	E3401004780	1
1	NOSE:PIECE	M1041338010	1
NO	PART NAME	PART NO	Q'TY

DRAWING NO	70080020360
PART NAME	EXPLODED
MODEL NAME	iLX-407 / DM-S91911U

## NOTE

- 1.SERIAL No.  
R O 11 10001  
SERIAL NO. WOULD BE CONSECUTIVE NO. FROM 10001  
UP TO 99999 AND THEN REPEAT SERIES.  
TWO DIGIT OF THE MONTH EX) 01; JAN, 11; NOV  
LAST DIGIT OF THE YEAR EX)2020;0  
SIGN OF PRODUCT FACTORY NAME  
Ex) R; DAE SUNG FACTORY
- 2.PACKING  
FOUR INDIVIDUALLY PACKED UNITS ARE TO BE PACKED  
ONE MASTER
- 3.ALLOWABLE VARIATION ON DIMENSIONS: ±2
- 4.LABEL BAR-CODE (CARTON)

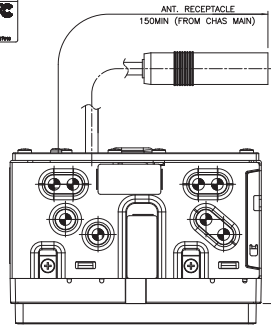
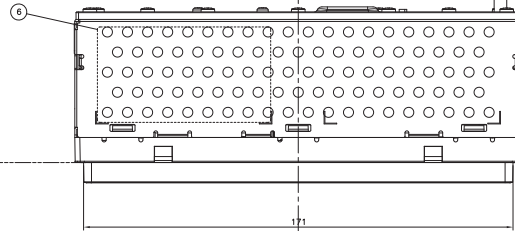
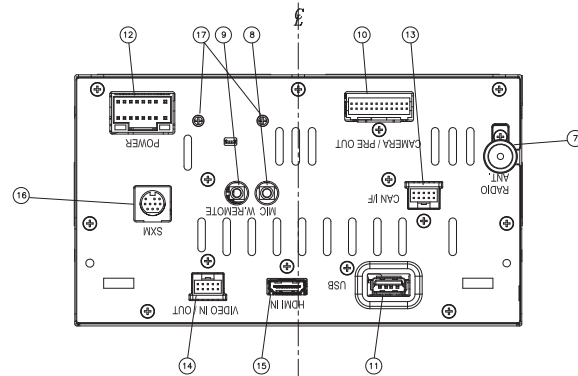


PRODUCT CODE (제품번호) SERIAL NO. (NOTE 1 番號)

- 5.MARKED "\*" DIMENSIONS MEAN IMPORTANT CONTROLLED DIMENSIONS.  
6.MUSH BE 16 PLACES M5 SCREW TAP VISION IS CHECK. (Blocked hole, Opened hole)



A LABEL.COMPOSITE

ANT. RECEPTACLE  
150MIN (FROM CHAS MAIN)

3	M3514736010	CARD,URL	1	
2	M3544245010	CARD,SURVEY-AL	1	
1	M3514732010	MANUAL,ORG	1	
No.	PARTS No.	PARTS NAME	Q'TY	REMARKS

ASS'Y PAMPHLET

7	E2703005170	ASSY CABLE; ANIF-3510-01A	1	
6	50-14386203-A	ASSY CABLE; MIC CABLE	1	
5	E2703005130	ASSY CABLE; ANIF-3452-01A	1	
4	E2703005050	ASSY CABLE; PRE-OUT CABLE	1	
3	E2703004700	ASSY CABLE; USB ASSY CABLE(1.0M)	1	
2	E2703004320	ASSY CABLE; ANIF-D913091A	1	
1	M981400501A	SCR MSX8(B) MCH (WHT)	4	
No.	PARTS No.	PARTS NAME	Q'TY	REMARKS

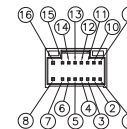
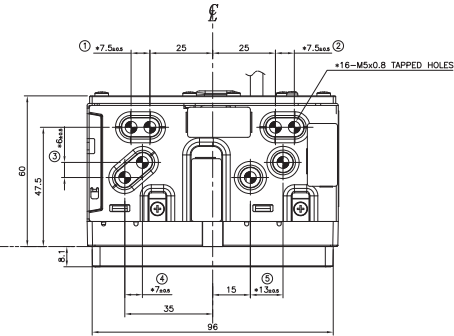
KIT INSTAL

TOLERANCES UNLESS OTHERWISE SPEC.	ALL RIGHT ANGLE BENDS TO BE 90° UNLESS OTHERWISE SPECIFICATION
DIVISIONS OF DIMENSIONS	TOLERANCE FOR DIMENSION
30<L<=120	±0.15 ±0.5
120<L<=	±0.25 ±1
120<L<=	±0.4 ±1.5
	ANGULAR TOLERANCES SPECIFIED AT DIM.
	HOLE DIA. VARIATION
	±0.07 ±0.5

## SPECIFICATION LIST OF COLOR

PART NAME	PAINT	PRINT	LIGHTING
NOSEPIECE	無光質	-	-
PANEL TOUCH	-	SILK PRINT(PANTONE 430C)	WHITE

No.	PART NAME	PART No.	MATERIAL	Q'TY	REMARK
1	NOSEPIECE	M1041338010	PC	1	
2	PANEL TOUCH	-	GLASS	1	
3	CHAS.TOP	M1932475010	SECC 0.8R	1	
4	HEAT-SINK	M1492261010	AL 3R	1	
5	CHAS.MAIN	M193247401A	SECC 0.8R	1	
6	LABEL.COMPOSITE	M0684017010	ART PAPER	1	
7	ANT.RECEPTACLE	-	-	1	
8	MIC JACK	-	-	1	
9	REMOTE JACK	-	-	1	
10	PREOUT CONNECTOR 24P	-	-	1	
11	USB CONNECTOR	-	-	1	
12	POWER CONNECTOR	-	-	1	
13	CAN I/F CONNECTOR	-	-	1	
14	VIDEO IN/OUT CONNECTOR	-	-	1	
15	HDMI IN CONNECTOR	-	-	1	
16	SXM CONNECTOR	-	-	1	
17	SCR M2.6X12(P) MCH-TPT	M9844180010	SWCH15A	2	
18	SCR M2.6X8(B) MCH TPT	M9824075010	SWCH15A	36	



No.	Connector Pin No.	Color	Connection
1	Red	(Rouge)	Accessory
2	Orange/White	(Orange/Blanc)	Reverse
3			N.C.
4	Gray	(Gris)	Front SP(R) ⊕
5	Gray/Black	(Gris/Noir)	Front SP(R) ⊖
6	White	(Blanc)	Front SP(L) ⊕
7	White/Black	(Blanc/Noir)	Front SP(L) ⊖
8	Black	(Noir)	Ground
9	Blue	(Bleu)	Power Antenna
10	Blue/White	(Bleu/Blanc)	Remote Turn-on
11	Yellow/Blue	(Jaune/Bleu)	Parking Brake
12	Purple	(Violet)	Rear SP(R) ⊕
13	Purple/Black	(Violet/Noir)	Rear SP(R) ⊖
14	Green	(Vert)	Rear SP(L) ⊕
15	Green/Black	(Vert/Noir)	Rear SP(L) ⊖
16	Yellow	(Jaune)	Battery

MAIN CONNECTOR



















































RELEASES AND REVISIONS MEMO		
(DRAWN BY)/(CHECKED BY)/(APPROVED BY)		
DATE	DATE	DATE
20.08.24	20.08.24	20.08.24
20.08.24	20.08.24	20.08.24

PT. ISS. A  
1/14011000441A  
OUTLINE (US)  
RU00051A (20M7 DA)  
株式会社 大星電機  
DAEJUNG ELECTRIC CO., LTD.

# iLX-407(PCMTUN01210) Service Parts List

- GLOBAL DA AM向

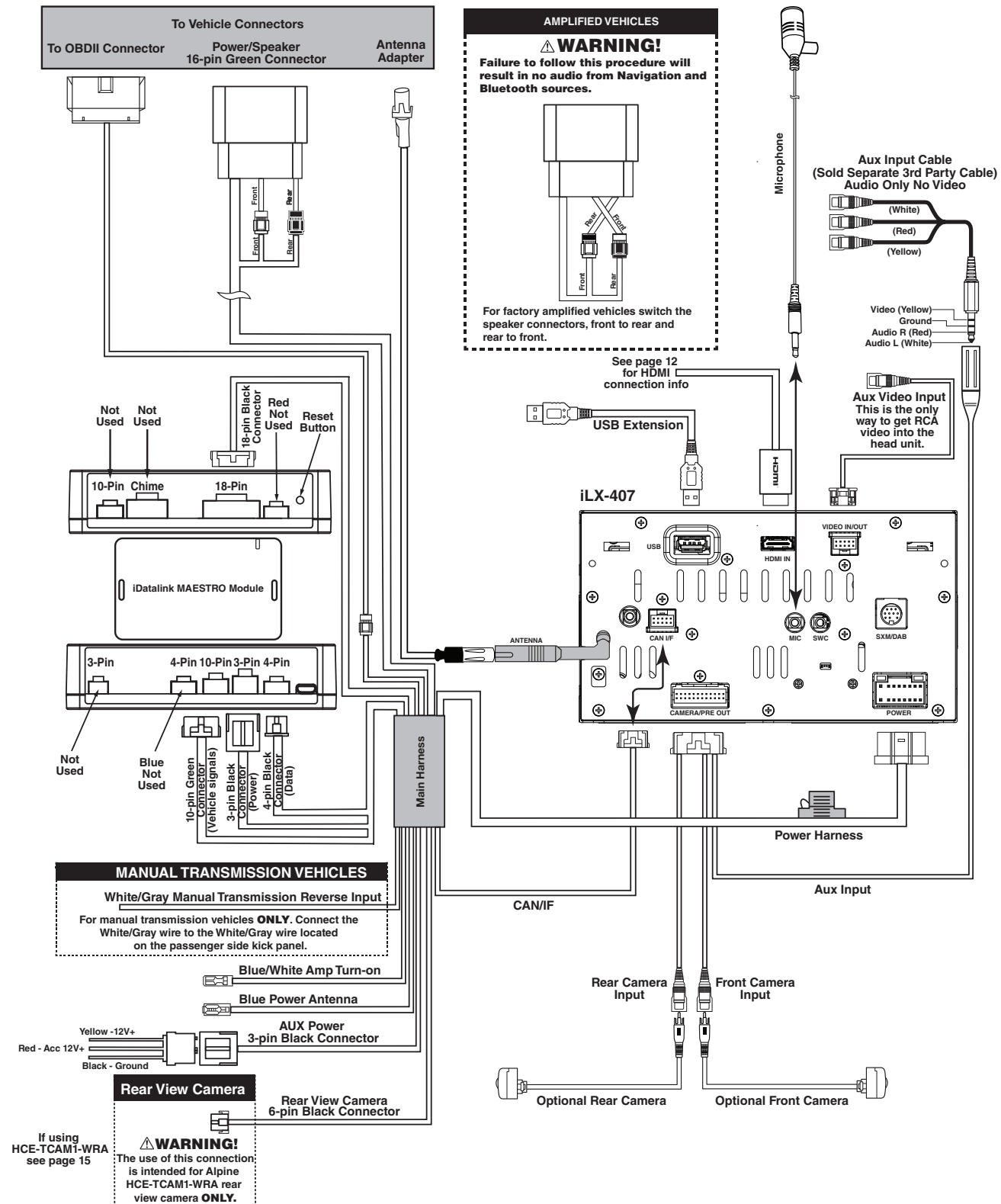
- DATE: 2021.08.13

No.	Symbol No.	Photo of actual part	Photo of actual packaging	Part No.	Description	Piece Price	MOQ	L/T	Remark
Example				xxxxxx	xxxxxxx	xxx	xxx	xxx	
Repair Parts									
1				M1041338010	NOSE;PIECE	US\$5.70	1,000	60	
2				M193253401A	BKT;LCD	US\$3.40	100	60	
3				M1492261010	HEAT;SINK	US\$4.50	100	60	
4				M193247401A	CHAS;MAIN	US\$3.90	100	60	
5				M1932475010	CHAS;TOP	US\$1.30	100	60	
6				M1932476010	CHAS;MID	US\$1.80	100	60	
7				M193253601A	CHAS;UPPER	US\$1.90	100	60	
8				M2002585010	BKT;HDMI	US\$0.40	100	60	
9				M2002694010	BKT;MAESTRO	US\$0.42	50	50	
10				M2002635010	BKT;PREOUT	US\$0.42	50	50	
11				M2001029010	BKT;IC	US\$0.60	100	60	
12				M1214554010	SHEET;PROTECT	US\$0.45	1,000	50	
13				M9824075010	SCR;M2.6×6.0(B)MCH-TPT	US\$0.01	2,000	50	
14				M9844180010	SCR;M2.6X12(P)MCH-TPT(Zn,3-WHT)	US\$0.01	2,000	50	
15				HACTR001050 (PCMTUN01520)	ASSY MAIN PCB;DM-S91911U	US\$50.00	100	130	
16				HACTR001060 (PCMTUN01550)	ASSY HDMI PCB;DM-S91911U	US\$24.00	100	130	
17				HACTR001070 (PCMTUN01540)	ASSY SUB PCB;DM-S91911U	US\$33.00	100	130	
18				SFCTR003320 (PCMTUN01530)	AI RF(TOP)FRONT;DM-S91911U	US\$160.00	100	130	
19				E1103014390	4700uF;25;20%;4.0MC;NHA16X25;7.5mm;105;*	US\$0.90	300	100	
20				E1605010510	TCB501HQ;HZIP;25P;4;TR	US\$4.25	510	260	
21				E1802000800	IFT;100MHz;±5%;5.9x6.2;Gray	US\$0.38	1,000	100	
22				E1803001360	350uH;*;30mOhm;23x17x25mm;*	US\$1.37	2,000	100	
23				E2601010530	WTB;16P;*;HOR-s;*,2	US\$0.60	1,000	145	
24				E2601013540	CONN;24P;*,*,*,2	US\$1.00	2,240	180	



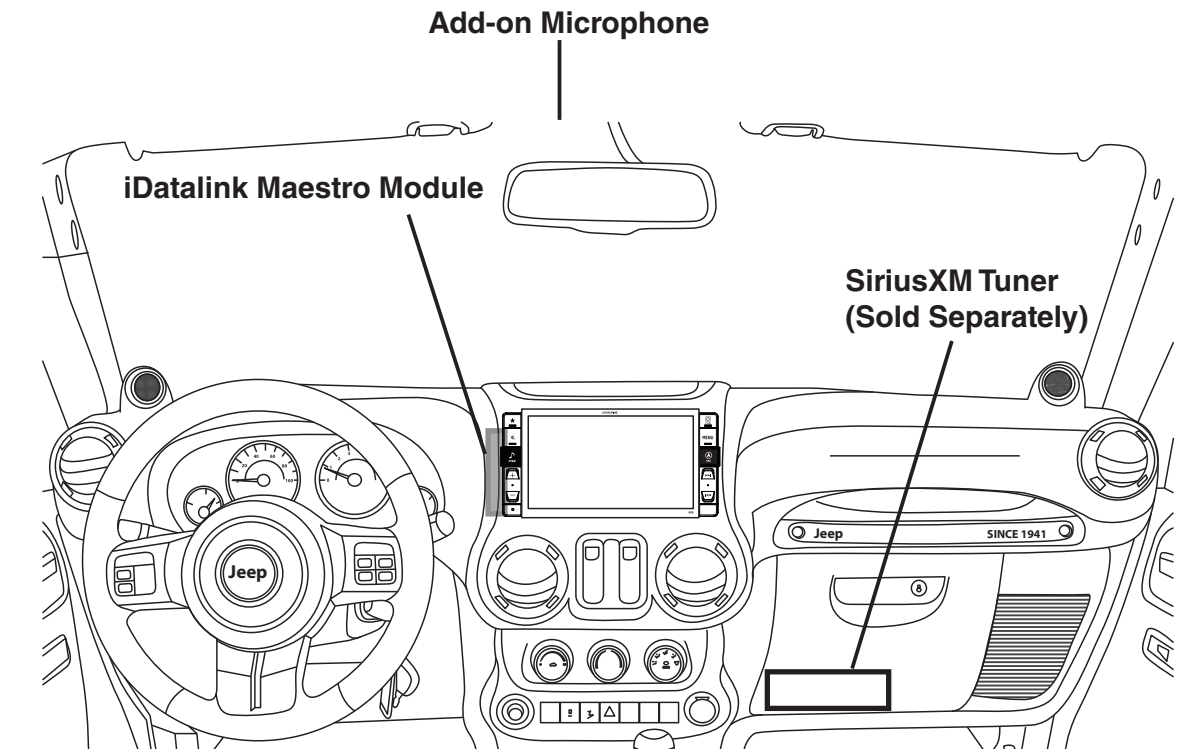
No.	Symbol No.	Photo of actual part	Photo of actual packaging	Part No.	Description	Piece Price	MOQ	L/T	Remark
25				E2703005250	*;*,1P;160mm;B;Din;*	US\$1.50	100	120	
26				09-25106Z01-A	S10B-PUDSS-1 -DB	US\$0.50	5,500	180	
27				E2601012520	USB;4p;2;ANGLE;*,*	US\$0.55	150	90	
28				09-25106Z01-A	S10B-PUDSS-1 -DB	US\$0.50	5,500	180	
29				E2601010480	SOCKET;10P;2;ANG;*,2	US\$2.20	8,000	180	
30				E2601013550	JACK;3P;*,*,*,1	US\$0.57	1,000	90	
31				E2501001610	WG;6.95inch;650cd/m2;TFT	US\$66.00	2,000	250	
32				E3401004780	6.95 정전식 TOUCH_US"	US\$35.00	3,000	250	
33				JACTR005170	ASSY LED PCB;DM-S91911U	US\$7.20	6,000	120	
34				E3401004930	GASKET;7X12X13	US\$0.07	1,000	50	
User Parts									
1				M981400501A	SCR,M5X8(B)MCH(Zn,3-WHT)	US\$0.010	1,000	50	
2				M3514732010	MANUAL;QRG	US\$1.600	1,000	40	
3				M3544245010	CARD;SURVEY-AL	US\$0.190	100	40	
4				M3514736010	CARD,URL	US\$0.500	100	40	
5				50-14386Z03-A	*;2;1P;4M;B;*,*	US\$4.500	2,000	130	
6				E2703002300	#22#20;*,16P;*,*,*,ANIF-0913-01A (AP)	US\$3.550	100	120	
7				E2703004700	#10;4/5mm;4P;1m;BLACK;DIN;JABARA	US\$4.000	1,000	90	
8				E2703005050	UL224;*,12P;300mm;*,*,*	US\$12.000	500	120	
9				E2703005130	XY10SA;*,2P;150;Y;RCA;*	US\$3.500	1,000	120	
10				E2703005170	UL224;*,1P;*,150mm;*,*,*	US\$1.700	500	120	

## i407-WRA-JK Wiring Diagram

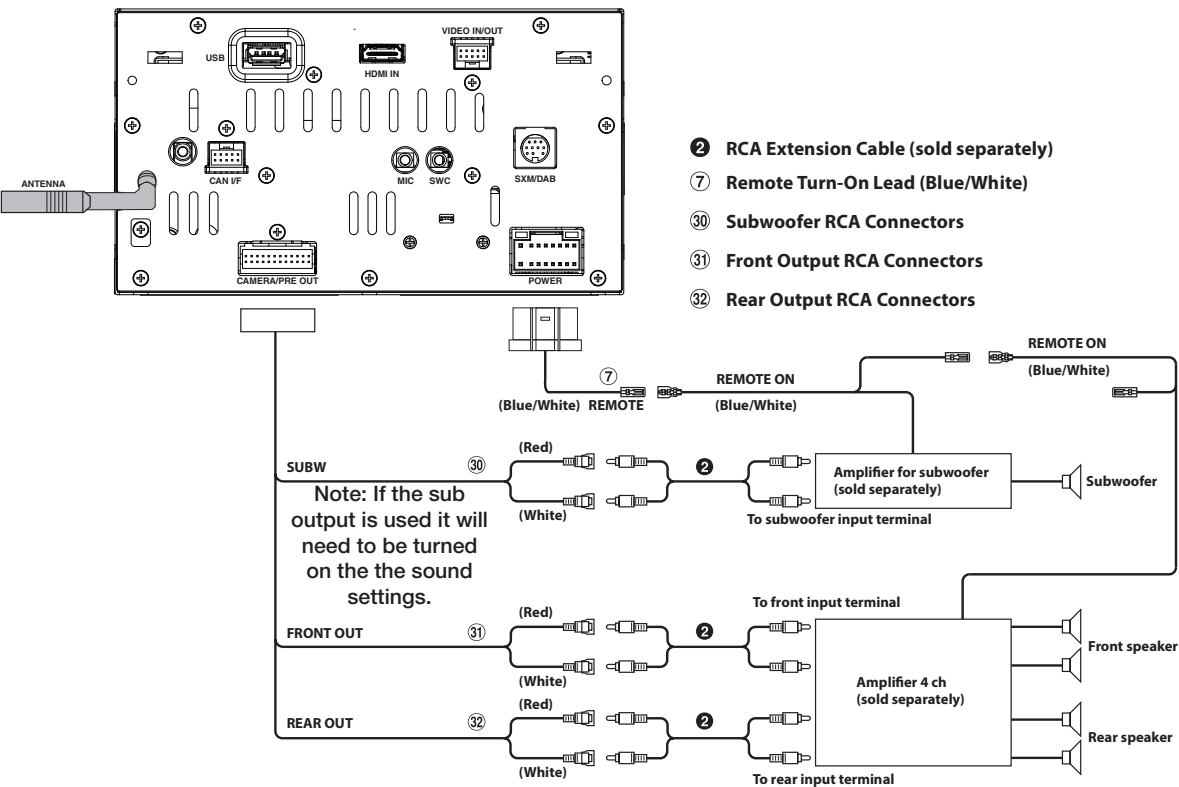


Component Locations

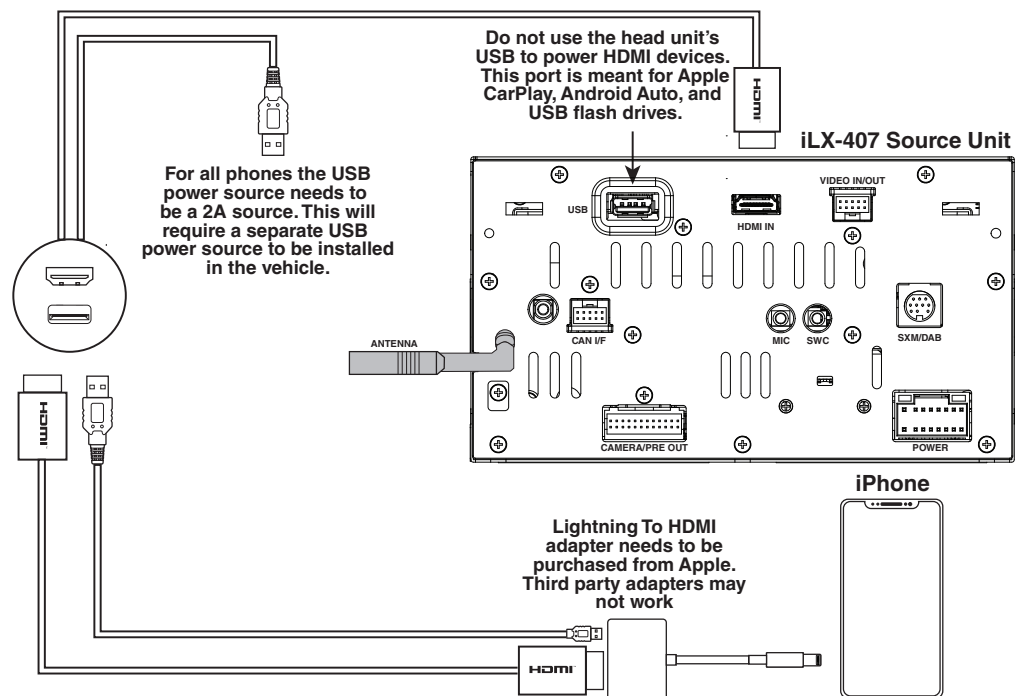
IMPORTANT: These would be the typical locations used to install the separate components. The Maestro module and SiriusXM tuner (sold separately) would not have restrictions and could be moved based on the installers discretion.



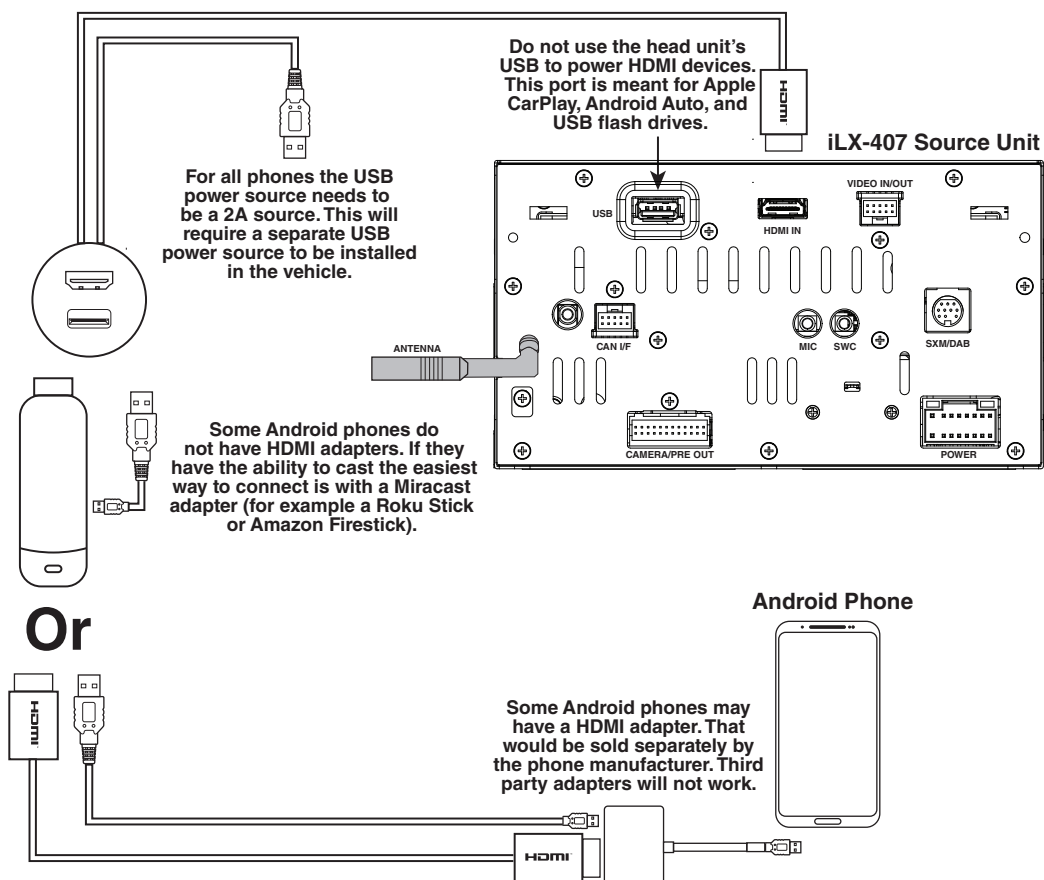
Connection Of An External Amplifier



## i407-WRA-JK HDMI Usage With An iPhone



## i407-WRA-JK HDMI Usage With An Android Phone



i407-WRA-JK Wire Descriptions

